



# ***Raccordi a saldare e filettati in acciaio inoxidabile***

---

STAINLESS STEEL WELDING AND THREADED FITTINGS

SCHWEISS-UND GEWINDEFITTTINGE AUS EDELSTAHL

RACCORDS EN ACIER INOXYDABLE FILETÉS ET À SOUDER

RACORES A SOLDAR Y ROSCAR EN ACERO INOXIDABLE

## Certificazioni / Certifications



RACCORDI A SALDARE IN ACCIAIO INOSSIDABILE / STAINLESS STEEL WELDING FITTINGS  
 PRODOTTI E COMPONENTI UTILIZZATI A CONTATTO CON ACQUA POTABILE /  
 PRODUCT AND ELEMENTS IN CONTACT WITH DRINKING WATER

ICIM-CAP-009671-00



STAINLESS STEEL WELD FITTINGS

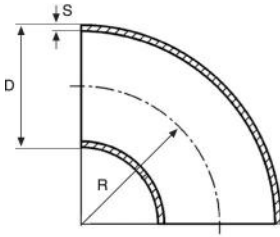
POCC IT.AM05.H05079

## FOCUS ON

### ACCIAI INOSSIDABILI / STAINLESS STEEL

Codice / Code ASTM (USA)	EN 10088	
	N°	Name
AISI 304	1.4301	X5CrNi18-10
AISI 316	1.4401 1.4408	X5CrNiMo17-12-2 GX5CrNiMo19-11-2
AISI 304L	1.4307	X2CrNi18-9
AISI 316L	1.4404	X2CrNiMo17-12-2

A 10 11



## 700/304L

### CURVA 3D 90° DA TUBO SALDATO

- WELDED ELBOW 3D 90°
- ROHRBOGEN GESCHWEISST BA3 90°
- COURBE 3D 90° À SOUDER
- CODO 3D 90°

**MATERIAL:** AISI 304L - 1.4307  
**NORM:** EN 10253-3 (DIN 2605)

**Thickness: 2 mm**

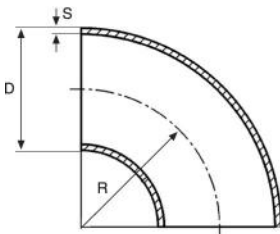
CODE	DN inch	DN	D mm	S mm	R mm	Ⓢ	📁	📦	🚚	€
700213304	1/2"	15	21,3	2	28	40	10	-	-	7,57
700269304	3/4"	20	26,9	2	29	60	10	-	-	7,72
700337304	1"	25	33,7	2	38	100	10	5400	-	8,77
700424304	1 1/4"	32	42,4	2	48	152	10	2880	-	11,15
700483304	1 1/2"	40	48,3	2	57	215	10	1800	-	12,79
700603304	2"	50	60,3	2	76	350	5	900	-	17,95
700761304	2 1/2"	65	76,1	2	95	560	5	385	-	27,61
700889304	3"	80	88,9	2	114	810	5	350	-	36,91
700101304	3 1/2"	90	101,6	2	133,5	954	4	216	-	55,23
700114304	4"	100	114,3	2	152	1300	4	152	-	55,69
700139304	5"	125	139,7	2	190	2100	1	84	-	116,90
700168304	6"	150	168,3	2	229	2840	1	60	-	148,01
700219304	8"	200	219,1	2	305	5150	1	24	-	272,93

Tolleranze dimensionali / Dimensional tolerances

D = il maggiore tra / the bigger between  $\pm 1\% \times D / \pm 0,5 \text{ mm}$

S =  $-12,5\% \times S / +20\% \times S$

R =  $\pm 2 \text{ mm}$



## 700/316L

### CURVA 3D 90° DA TUBO SALDATO

- WELDED ELBOW 3D 90°
- ROHRBOGEN GESCHWEISST BA3 90°
- COURBE 3D 90° À SOUDER
- CODO 3D 90°

**MATERIAL:** AISI 316L - 1.4404  
**NORM:** EN 10253-3 (DIN 2605)

**Thickness: 2 mm**

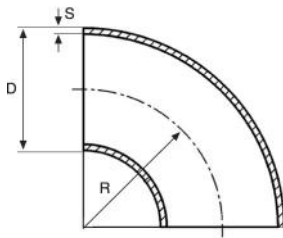
CODE	DN inch	DN	D mm	S mm	R mm	Ⓢ	📁	📦	🚚	€
700213316	1/2"	15	21,3	2	28	40	10	-	-	9,03
700269316	3/4"	20	26,9	2	29	60	10	-	-	10,02
700337316	1"	25	33,7	2	38	100	10	5400	-	11,15
700424316	1 1/4"	32	42,4	2	48	152	10	2880	-	14,02
700483316	1 1/2"	40	48,3	2	57	215	10	1800	-	16,46
700603316	2"	50	60,3	2	76	350	5	900	-	24,31
700761316	2 1/2"	65	76,1	2	95	560	5	385	-	41,42
700889316	3"	80	88,9	2	114	810	5	350	-	50,72
700101316	3 1/2"	90	101,6	2	133,5	954	4	216	-	70,97
700114316	4"	100	114,3	2	152	1300	4	152	-	80,45
700139316	5"	125	139,7	2	190	2100	1	84	-	153,80
700168316	6"	150	168,3	2	229	2840	1	60	-	188,54
700219316	8"	200	219,1	2	305	5150	1	24	-	347,77

Tolleranze dimensionali / Dimensional tolerances

D = il maggiore tra / the bigger between  $\pm 1\% \times D / \pm 0,5 \text{ mm}$

S =  $-12,5\% \times S / +20\% \times S$

R =  $\pm 2 \text{ mm}$

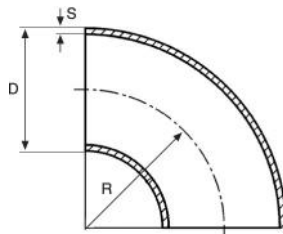
**701/304L****CURVA 3D 90° DA TUBO SALDATO**

- WELDED ELBOW 3D 90°
- ROHRBOGEN GESCHWEISST BA3 90°
- COURBE 3D 90° À SOUDER
- CODO 3D 90°

**MATERIAL:** AISI 304L - 1.4307**NORM:** EN 10253-3 (DIN 2605)**Thickness: 3 mm**

CODE	DN inch	DN	D mm	S mm	R mm				€
701337304	1"	25	33,7	3	38	140	10	5400	13,75
701424304	1"1/4	32	42,4	3	48	210	10	2880	16,57
701483304	1"1/2	40	48,3	3	57	318	10	1800	17,21
701603304	2"	50	60,3	3	76	500	5	900	24,57
701761304	2"1/2	65	76,1	3	95	640	5	385	35,70
701889304	3"	80	88,9	3	114	1130	5	350	51,55
701101304	3"1/2	90	101,6	3	133,5	1524	4	216	72,57
701114304	4"	100	114,3	3	152	1575	4	152	83,85
701139304	5"	125	139,7	3	190	3135	1	84	151,54
701168304	6"	150	168,3	3	229	4390	1	60	212,91
701219304	8"	200	219,1	3	305	7365	1	24	363,16

Tolleranze dimensionali / Dimensional tolerances

D = il maggiore tra / the bigger between  $\pm 1\% \times D / \pm 0,5 \text{ mm}$ S =  $-12,5\% \times S / +20\% \times S$ R =  $\pm 2 \text{ mm}$ **701/316L****CURVA 3D 90° DA TUBO SALDATO**

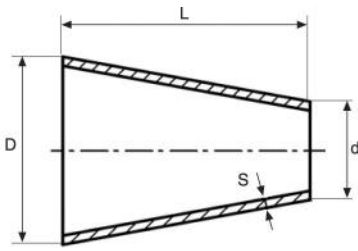
- WELDED ELBOW 3D 90°
- ROHRBOGEN GESCHWEISST BA3 90°
- COURBE 3D 90° À SOUDER
- CODO 3D 90°

**MATERIAL:** AISI 316L - 1.4404**NORM:** EN 10253-3 (DIN 2605)**Thickness: 3 mm**

CODE	DN inch	DN	D mm	S mm	R mm				€
701337316	1"	25	33,7	3	38	140	10	5400	16,94
701424316	1"1/4	32	42,4	3	48	210	10	2880	20,44
701483316	1"1/2	40	48,3	3	57	318	10	1800	23,83
701603316	2"	50	60,3	3	76	500	5	900	31,74
701761316	2"1/2	65	76,1	3	95	640	5	385	51,43
701889316	3"	80	88,9	3	114	1130	5	350	70,51
701101316	3"1/2	90	101,6	3	133,5	1524	4	216	100,16
701114316	4"	100	114,3	3	152	1575	4	152	112,03
701139316	5"	125	139,7	3	190	3135	1	84	203,20
701168316	6"	150	168,3	3	229	4390	1	60	243,01
701219316	8"	200	219,1	3	305	7365	1	24	457,80

Tolleranze dimensionali / Dimensional tolerances

D = il maggiore tra / the bigger between  $\pm 1\% \times D / \pm 0,5 \text{ mm}$ S =  $-12,5\% \times S / +20\% \times S$ R =  $\pm 2 \text{ mm}$



## 174/304L



### RIDUZIONE CONCENTRICA DA TUBO SALDATO

- CONCENTRIC REDUCTION
- REDUZIERSTÜCK KONZENTRISCH
- RÉDUCTION À SOUDER CONCENTRIQUE
- REDUCCIÓN CONCÉNTRICA

**MATERIAL:** AISI 304L - 1.4307

**NORM:** EN 10253-3

**Thickness: 2 mm**

CODE	DN1	DN2	D mm	d mm	S mm	L mm			€
174269172	20	10	26,9	17,2	2	38	40	10	21,17
174269213	20	15	26,9	21,3	2	38	45	10	15,16
174337172	25	10	33,7	17,2	2	51	65	10	25,43
174337213	25	15	33,7	21,3	2	51	67	10	19,73
174337269	25	20	33,7	26,9	2	51	70	10	11,59
174424213	32	15	42,4	21,3	2	51	75	10	33,12
174424269	32	20	42,4	26,9	2	51	130	10	25,05
174424337	32	25	42,4	33,7	2	51	100	10	13,10
174483213	40	15	48,3	21,3	2	64	110	10	45,86
174483269	40	20	48,3	26,9	2	64	120	10	29,96
174483337	40	25	48,3	33,7	2	64	160	10	23,64
174483424	40	32	48,3	42,4	2	64	110	10	14,85
174603213	50	15	60,3	21,3	2	76	195	5	70,47
174603269	50	20	60,3	26,9	2	76	350	5	56,41
174603337	50	25	60,3	33,7	2	76	330	5	31,72
174603424	50	32	60,3	42,4	2	76	260	5	26,78
174603483	50	40	60,3	48,3	2	76	210	5	17,79
174761269	65	20	76,1	26,9	2	89	225	1	92,69
174761337	65	25	76,1	33,7	2	89	240	1	66,32
174761424	65	32	76,1	42,4	2	89	500	1	43,05
174761483	65	40	76,1	48,3	2	89	450	1	36,46
174761603	65	50	76,1	60,3	2	89	340	1	22,88
174889337	80	25	88,9	33,7	2	89	300	1	119,25
174889424	80	32	88,9	42,4	2	89	700	1	92,74
174889483	80	40	88,9	48,3	2	89	750	1	57,27
174889603	80	50	88,9	60,3	2	89	590	1	51,69
174889761	80	65	88,9	76,1	2	89	390	1	27,70
174114337	100	25	114,3	33,7	2	102	423	1	169,93
174114424	100	32	114,3	42,4	2	102	420	1	126,23
174114483	100	40	114,3	48,3	2	102	450	1	86,18
174114603	100	50	114,3	60,3	2	102	1460	1	75,18
174114761	100	65	114,3	76,1	2	102	1170	1	59,61
174114889	100	80	114,3	88,9	2	102	920	1	50,99
174139603	125	50	139,7	60,3	2	127	660	1	157,87
174139761	125	65	139,7	76,1	2	127	650	1	132,50
174139889	125	80	139,7	88,9	2	127	2100	1	116,61
174139101	125	90	139,7	101,6	2	127	1730	1	105,71

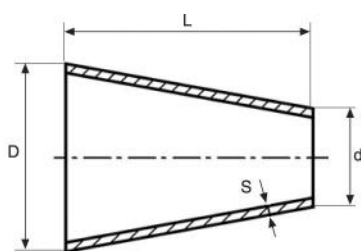
Tolleranze dimensionali / Dimensional tolerances

S = -12,5% x S / +20 % x S

D = il maggiore tra / the bigger between ± 1% x D / ± 0,5 mm



L = +/- 2 mm ø 17,2÷219,1 mm (1/2"÷8")

L = +/- 3 mm ø 273 mm (10")

**174/304L****RIDUZIONE CONCENTRICA DA TUBO SALDATO**

- CONCENTRIC REDUCTION
- REDUZIERSTÜCK KONZENTRISCH
- RÉDUCTION À SOUDER CONCENTRIQUE
- REDUCCIÓN CONCÉNTRICA

**MATERIAL:** AISI 304L - 1.4307**NORM:** EN 10253-3**Thickness: 2 mm**

CODE	DN1	DN2	D mm	d mm	S mm	L mm	 g		€
174139114	125	100	139,7	114,3	2	127	1190	1	105,71
174168603	150	50	168,3	60,3	2	140	900	1	198,74
174168761	150	65	168,3	76,1	2	140	910	1	172,30
174168889	150	80	168,3	88,9	2	140	3590	1	159,01
174168114	150	100	168,3	114,3	2	140	2630	1	135,26
174168139	150	125	168,3	139,7	2	140	1780	1	104,95
174219889	200	80	219,1	88,9	2	152	1350	1	308,21
174219114	200	100	219,1	114,3	2	152	1350	1	251,67
174219139	200	125	219,1	139,7	2	152	5320	1	159,01
174219168	200	150	219,1	168,3	2	152	4100	1	145,72
174273139	250	125	273	139,7	2	178	2000	1	430,54
174273168	250	150	273	168,3	2	178	2050	1	390,80
174273219	250	200	273	219,1	2	178	2200	1	299,81

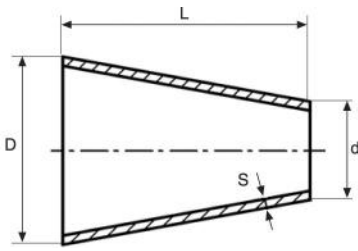
Tolleranze dimensionali / Dimensional tolerances

S = -12,5% x S / +20 % x S

D = il maggiore tra / the bigger between ± 1% x D / ± 0,5 mm

L = +/- 2 mm ø 17,2÷219,1 mm [1/2"÷8"]

L = +/- 3 mm ø 273 mm [10"]



## 176/316L



### RIDUZIONE CONCENTRICA DA TUBO SALDATO

- CONCENTRIC REDUCTION
- REDUZIERSTÜCK KONZENTRISCH
- RÉDUCTION À SOUDER CONCENTRIQUE
- REDUCCIÓN CONCÉNTRICA

**MATERIAL:** AISI 316L - 1.4404

**NORM:** EN 10253-3

**Thickness: 2 mm**

CODE	DN1	DN2	D mm	d mm	S mm	L mm			€
176269172	20	10	26,9	17,2	2	38	40	10	27,24
176269213	20	15	26,9	21,3	2	38	45	10	18,72
176337172	25	10	33,7	17,2	2	51	65	10	31,46
176337213	25	15	33,7	21,3	2	51	67	10	25,08
176337269	25	20	33,7	26,9	2	51	70	10	14,42
176424213	32	15	42,4	21,3	2	51	75	10	41,50
176424269	32	20	42,4	26,9	2	51	130	10	30,81
176424337	32	25	42,4	33,7	2	51	100	10	16,05
176483213	40	15	48,3	21,3	2	64	110	10	57,22
176483269	40	20	48,3	26,9	2	64	120	10	37,22
176483337	40	25	48,3	33,7	2	64	160	10	30,18
176483424	40	32	48,3	42,4	2	64	110	10	17,73
176603213	50	15	60,3	21,3	2	76	195	5	90,92
176603269	50	20	60,3	26,9	2	76	350	5	70,10
176603337	50	25	60,3	33,7	2	76	330	5	40,45
176603424	50	32	60,3	42,4	2	76	260	5	34,57
176603483	50	40	60,3	48,3	2	76	210	5	23,52
176761269	65	20	76,1	26,9	2	89	225	1	120,16
176761337	65	25	76,1	33,7	2	89	240	1	85,78
176761424	65	32	76,1	42,4	2	89	500	1	57,42
176761483	65	40	76,1	48,3	2	89	450	1	48,70
176761603	65	50	76,1	60,3	2	89	340	1	31,66
176889337	80	25	88,9	33,7	2	89	300	1	154,50
176889424	80	32	88,9	42,4	2	89	700	1	120,17
176889483	80	40	88,9	48,3	2	89	750	1	74,42
176889603	80	50	88,9	60,3	2	89	590	1	67,28
176889761	80	65	88,9	76,1	2	89	390	1	37,98
176114337	100	25	114,3	33,7	2	102	423	1	223,20
176114424	100	32	114,3	42,4	2	102	420	1	163,10
176114483	100	40	114,3	48,3	2	102	450	1	111,61
176114603	100	50	114,3	60,3	2	102	1460	1	97,27
176114761	100	65	114,3	76,1	2	102	1170	1	79,51
176114889	100	80	114,3	88,9	2	102	920	1	61,14
176139603	125	50	139,7	60,3	2	127	660	1	205,78
176139761	125	65	139,7	76,1	2	127	650	1	171,67
176139889	125	80	139,7	88,9	2	127	2100	1	150,90
176139101	125	90	139,7	101,6	2	127	1730	1	150,90

Tolleranze dimensionali / Dimensional tolerances

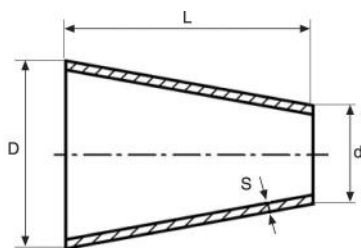
S = -12,5% x S / +20 % x S

D = il maggiore tra / the bigger between ± 1% x D / ± 0,5 mm

L = +/- 2 mm ø 17,2÷219,1 mm (1/2"÷8")



L = +/- 3 mm ø 273 mm (10")



**176/316L****RIDUZIONE CONCENTRICA DA TUBO SALDATO**

- CONCENTRIC REDUCTION
- REDUZIERSTÜCK KONZENTRISCH
- RÉDUCTION À SOUDER CONCENTRIQUE
- REDUCCIÓN CONCÉNTRICA

**MATERIAL:** AISI 316L - 1.4404**NORM:** EN 10253-3**Thickness: 2 mm**

CODE	DN1	DN2	D mm	d mm	S mm	L mm	 g		€
176139114	125	100	139,7	114,3	2	127	1190	1	137,33
176168603	150	50	168,3	60,3	2	140	900	1	256,53
176168761	150	65	168,3	76,1	2	140	910	1	223,20
176168889	150	80	168,3	88,9	2	140	3590	1	205,78
176168114	150	100	168,3	114,3	2	140	2630	1	188,86
176168139	150	125	168,3	139,7	2	140	1780	1	133,39
176219889	200	80	219,1	88,9	2	152	1350	1	412,05
176219114	200	100	219,1	114,3	2	152	1350	1	326,23
176219139	200	125	219,1	139,7	2	152	5320	1	211,99
176219168	200	150	219,1	168,3	2	152	4100	1	197,88
176273139	250	125	273	139,7	2	178	2000	1	558,06
176273168	250	150	273	168,3	2	178	2050	1	506,44
176273219	250	200	273	219,1	2	178	2200	1	395,72

Tolleranze dimensionali / Dimensional tolerances

S = -12,5% x S / +20% x S


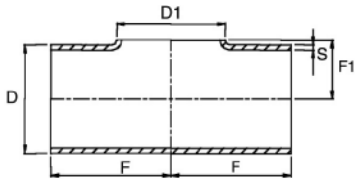
D = il maggiore tra / the bigger between ± 1% x D / ± 0,5 mm

L = +/- 2 mm ø 17,2÷219,1 mm [1/2"÷8"]

L = +/- 3 mm ø 273 mm [10"]

A 10 13

## 200/304L - R





### TEE RIBASSATI

- SHORT TEE
- KÜRZE T-STÜCK
- TÉ À SOUDER COURT
- TE CUELLO CORTO

**MATERIAL:** AISI 304L - 1.4307  
**NORM:** EN 10253-3

### Thickness: 2 mm

CODE	DN	D - D1 mm	S mm	F mm	F1 mm			€
200213004	15 (1/2")	21,3	2	25	12	66	10	15,29
200269004	20 (3/4")	26,9	2	28	15	90	10	15,93
200337004	25 (1")	33,7	2	38	19	146	10	18,07
200424004	32 (1 1/4")	42,4	2	47	23	230	10	22,53
200483004	40 (1 1/2")	48,3	2	57	26	330	10	26,70
200603004	50 (2")	60,3	2	63	33	420	5	29,90
200761004	65 (2 1/2")	76,1	2	76	42	850	5	46,97
200889004	80 (3")	88,9	2	85	48	1050	5	51,79
200114004	100 (4")	114,3	2	105	62	1314	4	94,05

Tolleranze dimensionali / Dimensional tolerances

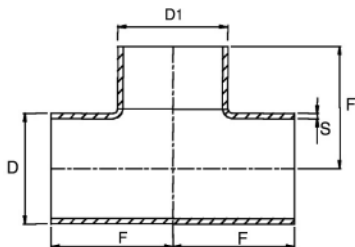
D = il maggiore tra / the bigger between  $\pm 1\% \times D / \pm 0,5 \text{ mm}$

F - F1 =  $\pm 2 \text{ mm}$

S =  $-12,5\% \times S / +20\% \times S$

A 10 13

## 200/304L - N





### TEE NORMALI

- NORMAL TEE
- NORMALE T-STÜCK
- NORMAL TÉ À SOUDER
- TE CUELLO LARGO

**MATERIAL:** AISI 304L - 1.4307  
**NORM:** EN 10253-3

### Thickness: 2 mm

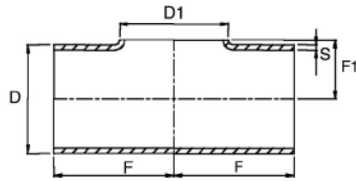
CODE	DN	D - D1 mm	S mm	F mm			€
200213304	15 (1/2")	21,3	2	25	150	10	20,40
200269304	20 (3/4")	26,9	2	28	170	10	21,14
200337304	25 (1")	33,7	2	38	250	10	24,28
200424304	32 (1 1/4")	42,4	2	47	340	10	29,96
200483304	40 (1 1/2")	48,3	2	57	460	5	35,57
200603304	50 (2")	60,3	2	63	550	5	39,93
200761304	65 (2 1/2")	76,1	2	76	990	5	62,70
200889304	80 (3")	88,9	2	85	1290	5	69,12
200114304	100 (4")	114,3	2	105	1850	4	125,40
200139304	125 (5")	139,7	2	124	2060	1	515,34
200168304	150 (6")	168,3	2	143	2980	1	725,27
200219304	200 (8")	219,1	2	178	4330	1	1245,27

Tolleranze dimensionali / Dimensional tolerances

D = il maggiore tra / the bigger between  $\pm 1\% \times D / \pm 0,5 \text{ mm}$

F =  $\pm 2 \text{ mm}$

S =  $-12,5\% \times S / +20\% \times S$



## 200/316L - R

## TEE RIBASSATI

- SHORT TEE
- KÜRZE T-STÜCK
- TÉ À SOUDER COURT
- TE CUELLO CORTO

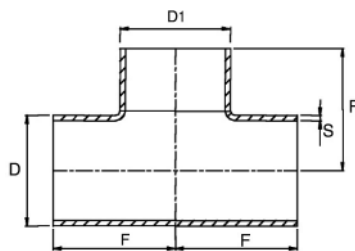
MATERIAL: AISI 316L - 1.4404

NORM: EN 10253-3

## Thickness: 2 mm

CODE	DN	D - D1 mm	S mm	F mm	F1 mm	g	kg	€
200213006	15 (1/2")	21,3	2	25	12	66	10	16,33
200269006	20 (3/4")	26,9	2	28	15	90	10	17,45
200337006	25 (1")	33,7	2	38	19	146	10	19,50
200424006	32 (1 1/4")	42,4	2	47	23	230	10	27,57
200483006	40 (1 1/2")	48,3	2	57	26	330	10	32,61
200603006	50 (2")	60,3	2	63	33	420	5	37,85
200761006	65 (2 1/2")	76,1	2	76	42	850	5	58,98
200889006	80 (3")	88,9	2	85	48	1050	5	69,34
200114006	100 (4")	114,3	2	105	62	1314	4	131,19

Tolleranze dimensionali / Dimensional tolerances

D = il maggiore tra / the bigger between  $\pm 1\% \times D / \pm 0,5$  mmF - F1 =  $\pm 2$  mmS =  $-12,5\% \times S / +20\% \times S$ 

## 200/316L - N

## TEE NORMALI

- NORMAL TEE
- NORMALE T-STÜCK
- NORMAL TÉ À SOUDER
- TE CUELLO LARGO

MATERIAL: AISI 316L - 1.4404

NORM: EN 10253-3

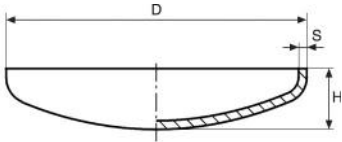
## Thickness: 2 mm

CODE	DN	D - D1 mm	S mm	F mm	F1 mm	g	kg	€
200213316	15 (1/2")	21,3	2	25	12	150	10	21,80
200269316	20 (3/4")	26,9	2	28	15	170	10	22,64
200337316	25 (1")	33,7	2	38	19	250	10	25,61
200424316	32 (1 1/4")	42,4	2	47	23	340	10	36,68
200483316	40 (1 1/2")	48,3	2	57	26	460	5	43,43
200603316	50 (2")	60,3	2	63	33	550	5	50,51
200761316	65 (2 1/2")	76,1	2	76	42	990	5	78,63
200889316	80 (3")	88,9	2	85	48	1290	5	90,04
200114316	100 (4")	114,3	2	105	62	1850	4	173,18
200139316	125 (5")	139,7	2	124	76	2060	1	649,44
200168316	150 (6")	168,3	2	143	91	2980	1	904,95
200219316	200 (8")	219,1	2	178	113	4330	1	1559,49

Tolleranze dimensionali / Dimensional tolerances

D = il maggiore tra / the bigger between  $\pm 1\% \times D / \pm 0,5$  mmF =  $\pm 2$  mmS =  $-12,5\% \times S / +20\% \times S$

A 10 14





## 800/316L

### FONDELLO BOMBATO

- CAP
- KLÖPPERBODEN
- FOND BOMBÉ
- CAP

**MATERIAL:** AISI 316L - 1.4404  
**NORM:** EN 10253-3

### Thickness: 2 mm

CODE	DN	DN inch	D mm	S mm	H mm			€
800213316	15	1/2"	21,3	2	15	20	10	7,96
800269316	20	3/4"	26,9	2	14	30	10	7,96
800337316	25	1"	33,7	2	17	50	10	9,41
800424316	32	1 1/4"	42,4	2	19	70	10	10,37
800483316	40	1 1/2"	48,3	2	20	90	10	11,45
800603316	50	2"	60,3	2	22	150	10	12,70
800761316	65	2 1/2"	76,1	2	25	220	10	14,23
800889316	80	3"	88,9	2	28	290	5	21,14
800101316	90	3 1/2"	101,6	2	25	225	5	27,76
800108316	-	-	108	2	30	248	5	31,59
800114316	100	4"	114,3	2	31	270	5	44,21
800139316	125	5"	139,7	2	35	650	2	54,76
800168316	150	6"	168,3	2	40	900	2	80,39
800219316	200	8"	219,1	2	50	1200	2	125,83
800273316	250	10"	273	2	60	1200	1	155,62
800324316	300	12"	323,9	2	72	2200	1	220,34

Tolleranze dimensionali / Dimensional tolerances

S = -12,5% x S / +20 % x S






D1 = ±1% x D1 minimo / minimum 0,5 mm

H = ±4 mm fino a / till ø 114,3 mm [4"]

H = ±7 mm ø 139,7÷323,9 mm [5"÷12"]

## FOCUS ON

### PRESSIONE MASSIMA / MAXIMUM PRESSURE (bar)

DN mm	Sp/Thk mm					DN mm	Sp/Thk mm	
21,3	2	90	70	-	-	33,7	3	90
26,9	2	90	55	100	100	42,4	3	80
33,7	2	80	40	100	90	48,2	3	70
42,4	2	60	30	90	85	60,3	3	55
48,2	2	55	25	70	75	76,1	3	45
54	2	-	-	70	-	88,9	3	40
57	2	-	-	60	-	101,6	3	30
60,3	2	45	20	60	60	114,3	3	30
70	2	-	-	50	-	139,7	3	25
76,1	2	35	15	50	45	168,3	3	20
88,9	2	40	10	40	40	219,1	3	15
101,6	2	30	-	30	-	273	3	15
108	2	-	-	30	-	323,9	3	10
114,3	2	25	10	30	30			
133	2	-	-	30	-			
139,7	2	20	7	20	25			
159	2	-	-	20				
168,3	2	15	5	20	20			
193,7	2	-	-	20	-			
219,1	2	15	5	15	15			
244,5	2	-	-	15	-			
273	2	10	-	10	10			
323,9	2	10	-	10	-			

#### NOTE

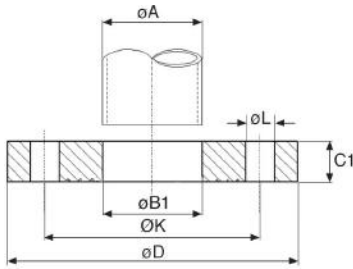
Pmax (bar) indicative a 20°C raccordi a saldare in acciaio inox AISI 304L/316L  
 Indicative Pmax (bar) at 20°C for welding fittings in stainless steel AISI 304L/316L

Le sopra indicate pressioni massime sono puramente indicative.

Resta cura del progettista la scelta del materiale in funzione alle reali condizioni di utilizzo.

The above maximum pressures are indicative. Planner must choose the materials in according to the real condition of work.

A 20 21



## 410/316L

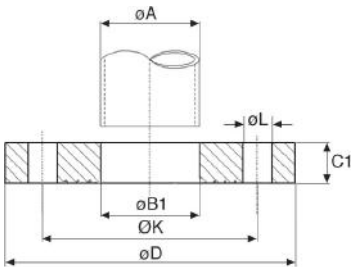
### FLANGIA PIANA

- PLATE FLANGE
- GLATTE FLANSCH
- BRIDE PLATE
- BRIDA PLANA

**MATERIAL:** AISI 316L - 1.4404  
**NORM:** EN 1092-1-01 tipo/type "A"

PN 6

CODE	Pipe		Flange					Bolts		kg	€	
	DN	A mm	B1 mm	D mm	C1 mm	K mm	L mm	N°	Thr.			
410015316	15 - 1/2"	21,3	22	80	12	55	11	4	M 10	0,402	1	31,03
410020316	20 - 3/4"	26,9	27,5	90	14	65	11	4	M 10	0,592	1	45,67
410025316	25 - 1"	33,7	34,5	100	14	75	11	4	M 10	0,719	1	55,48
410032316	32 - 1"1/4	42,4	43,5	120	16	90	14	4	M 12	1,16	1	89,41
410040316	40 - 1"1/2	48,3	49,5	130	16	100	14	4	M 12	1,35	1	104,05
410050316	50 - 2"	60,3	61,5	140	16	110	14	4	M 12	1,48	1	114,03
410065316	65 - 2"1/2	76,1	77,5	160	16	130	14	4	M 12	1,86	1	143,40
410080316	80 - 3"	88,9	90,5	190	18	150	18	4	M 16	2,95	1	215,73
410100316	100 - 4"	114,3	116	210	18	170	18	4	M 16	3,26	1	238,27



## 426/304L - 427/304L

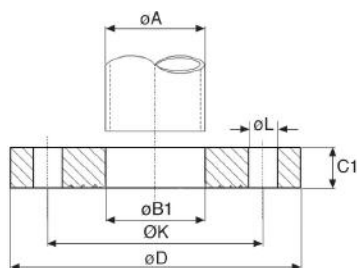
### FLANGIA PIANA

- PLATE FLANGE
- GLATTE FLANSCH
- BRIDE PLATE
- BRIDA PLANA

**MATERIAL:** AISI 304L - 1.4307  
**NORM:** EN 1092-1-01 tipo/type "A"

PN 10

CODE	PN	Pipe		Flange					Bolts		kg	€	
		DN	A mm	B1 mm	D mm	C1 mm	K mm	L mm	N°	Thr.			
427015304	PN10=16=25=40	15 - 1/2"	21,3	22	95	14	65	14	4	M 12	0,7	1	38,93
427020304		20 - 3/4"	26,9	27,5	105	16	75	14	4	M 12	1	1	54,72
427025304		25 - 1"	33,7	34,5	115	16	85	14	4	M 12	1,1	1	64,61
427032304		32 - 1"1/4	42,4	43,5	140	18	100	18	4	M 16	1,8	1	105,91
427040304		40 - 1"1/2	48,3	49,5	150	18	110	18	4	M 16	2,1	1	120,98
427050304	PN10=16	50 - 2"	60,3	61,5	165	20	125	18	4	M 16	2,6	1	158,79
427065304		65 - 2"1/2	76,1	77,5	185	20	145	18	8	M 16	3,3	1	180,32
427080304		80 - 3"	88,9	90,5	200	20	160	18	8	M 16	3,6	1	205,46
427100304		100 - 4"	114,3	116	220	22	180	18	8	M 16	4,4	1	250,48
427125304		125 - 5"	139,7	141,5	250	22	210	18	8	M 16	5,4	1	308,80
427150304	PN10	150 - 6"	168,3	170,5	285	24	240	22	8	M 20	7,2	1	407,46
426200304		200 - 8"	219,1	221,5	340	24	295	22	8	M 20	9,3	1	549,30
426250304		250 - 10"	273	276,5	395	26	350	22	12	M 20	12	1	725,79
426300304		300 - 12"	323,9	327,5	445	26	400	22	12	M 20	13,8	1	864,49
426350304		350 - 14"	355,6	359,5	505	28	460	22	16	M 20	20,6	1	on demand
426400304	400 - 16"	406,4	411	565	32	515	26	16	M 24	28	1	on demand	
426500304	500 - 20"	508	513,5	670	38	620	26	20	M 24	41	1	on demand	



## 427/304L

## FLANGIA PIANA

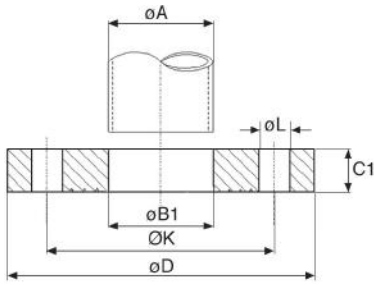
- PLATE FLANGE
- GLATTE FLANSCH
- BRIDE PLATE
- BRIDA PLANA

MATERIAL: AISI 304L - 1.4307

NORM: EN 1092-1-01 tipo/type "A"

PN 16

CODE	PN	Pipe		Flange					Bolts		kg	€	
		DN	A mm	B1 mm	D mm	C1 mm	K mm	L mm	N°	Thr.			
427015304	PN10=16=25=40	15 - 1/2"	21,3	22	95	14	65	14	4	M 12	0,7	1	38,93
427020304		20 - 3/4"	26,9	27,5	105	16	75	14	4	M 12	1	1	54,72
427025304		25 - 1"	33,7	34,5	115	16	85	14	4	M 12	1,1	1	64,61
427032304		32 - 1 1/4"	42,4	43,5	140	18	100	18	4	M 16	1,8	1	105,91
427040304		40 - 1 1/2"	48,3	49,5	150	18	110	18	4	M 16	2,1	1	120,98
427050304	PN10=16	50 - 2"	60,3	61,5	165	20	125	18	4	M 16	2,6	1	158,79
427065304		65 - 2 1/2"	76,1	77,5	185	20	145	18	8	M 16	3,3	1	180,32
427080304		80 - 3"	88,9	90,5	200	20	160	18	8	M 16	3,6	1	205,46
427100304		100 - 4"	114,3	116	220	22	180	18	8	M 16	4,4	1	250,48
427125304		125 - 5"	139,7	141,5	250	22	210	18	8	M 16	5,4	1	308,80
427150304	PN16	150 - 6"	168,3	170,5	285	24	240	22	8	M 20	7,2	1	407,46
427200304		200 - 8"	219,1	221,5	340	26	295	22	12	M 20	9,8	1	576,55
427250304		250 - 10"	273	276,5	405	29	355	26	12	M 24	14,5	1	873,40
427300304		300 - 12"	323,9	327,5	460	32	410	26	12	M 24	19,3	1	1069,76
427350304		350 - 14"	355,6	359,5	520	35	470	26	16	M 24	28,5	1	on demand
427400304	400 - 16"	406,4	411	580	38	525	30	16	M 27	36,2	1	on demand	
427500304	500 - 20"	508	513,5	715	46	650	33	20	M 30	64	1	on demand	



## 426/316L - 427/316L

### FLANGIA PIANA

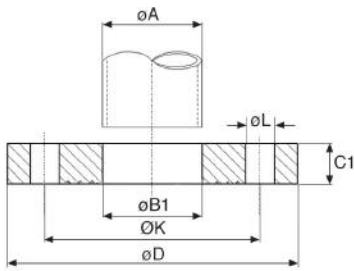
- PLATE FLANGE
- GLATTE FLANSCH
- BRIDE PLATE
- BRIDA PLANA

**MATERIAL:** AISI 316L - 1.4404  
**NORM:** EN 1092-1-01 tipo/type "A"

**PN 10**

CODE	PN	Pipe		Flange					Bolts		kg	€	
		DN	A mm	B1 mm	D mm	C1 mm	K mm	L mm	N°	Thr.			
427015316	PN10=16=25=40	15 - 1/2"	21,3	22	95	14	65	14	4	M12	0,7	1	50,71
427020316		20 - 3/4"	26,9	27,5	105	16	75	14	4	M12	1	1	68,62
427025316		25 - 1"	33,7	34,5	115	16	85	14	4	M12	1,1	1	78,97
427032316		32 - 1"1/4	42,4	43,5	140	18	100	18	4	M16	1,8	1	137,54
427040316		40 - 1"1/2	48,3	49,5	150	18	110	18	4	M16	2,1	1	157,11
427050316	PN10=16	50 - 2"	60,3	61,5	165	20	125	18	4	M16	2,6	1	206,23
427065316		65 - 2"1/2	76,1	77,5	185	20	145	18	8	M16	3,3	1	235,22
427080316		80 - 3"	88,9	90,5	200	20	160	18	8	M16	3,6	1	268,05
427100316		100 - 4"	114,3	116	220	22	180	18	8	M16	4,4	1	326,79
427125316		125 - 5"	139,7	141,5	250	22	210	18	8	M16	5,4	1	378,97
427150316	PN10	150 - 6"	168,3	170,5	285	24	240	22	8	M20	7,2	1	531,55
426200316		200 - 8"	219,1	221,5	340	24	295	22	8	M20	9,3	1	716,72
426250316		250 - 10"	273	276,5	395	26	350	22	12	M20	12	1	938,90
426300316		300 - 12"	323,9	327,5	445	26	400	22	12	M20	13,8	1	981,66
426350316		350 - 14"	355,6	359,5	505	28	460	22	16	M20	20,6	1	on demand
426400316	PN10	400 - 16"	406,4	411	565	32	515	26	16	M24	28	1	on demand
426500316		500 - 20"	508	513,5	670	38	620	26	20	M24	41	1	on demand





## 427/316L

## FLANGIA PIANA

- PLATE FLANGE
- GLATTE FLANSCH
- BRIDE PLATE
- BRIDA PLANA

MATERIAL: AISI 316L - 1.4404

NORM: EN 1092-1-01 tipo/type "A"

PN 16

CODE	PN	Pipe		Flange					Bolts		kg	€	
		DN	A mm	B1 mm	D mm	C1 mm	K mm	L mm	Nº	Thr.			
427015316	PN10=16=25=40	15 - 1/2"	21,3	22	95	14	65	14	4	M 12	0,7	1	50,71
427020316		20 - 3/4"	26,9	27,5	105	16	75	14	4	M 12	1	1	68,62
427025316		25 - 1"	33,7	34,5	115	16	85	14	4	M 12	1,1	1	78,97
427032316		32 - 1"1/4	42,4	43,5	140	18	100	18	4	M 16	1,8	1	137,54
427040316		40 - 1"1/2	48,3	49,5	150	18	110	18	4	M 16	2,1	1	157,11
427050316	PN10=16	50 - 2"	60,3	61,5	165	20	125	18	4	M 16	2,6	1	206,23
427065316		65 - 2"1/2	76,1	77,5	185	20	145	18	8	M 16	3,3	1	235,22
427080316		80 - 3"	88,9	90,5	200	20	160	18	8	M 16	3,6	1	268,05
427100316		100 - 4"	114,3	116	220	22	180	18	8	M 16	4,4	1	326,79
427125316		125 - 5"	139,7	141,5	250	22	210	18	8	M 16	5,4	1	378,97
427150316	PN16	150 - 6"	168,3	170,5	285	24	240	22	8	M 20	7,2	1	531,55
427200316		200 - 8"	219,1	221,5	340	26	295	22	12	M 20	9,8	1	744,12
427250316		250 - 10"	273	276,5	405	29	355	26	12	M 24	14,5	1	1129,86
427300316		300 - 12"	323,9	327,5	460	32	410	26	12	M 24	19,3	1	1272,70
427350316		350 - 14"	355,6	359,5	520	35	470	26	16	M 24	28,5	1	on demand
427400316	400 - 16"	406,4	411	580	38	525	30	16	M 27	36,2	1	on demand	
427500316	500 - 20"	508	513,5	715	46	650	33	20	M 30	64	1	on demand	

A 20 21

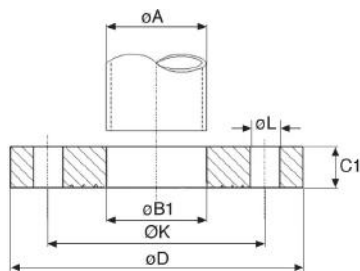
## 427/304L - 428/304L

### FLANGIA PIANA

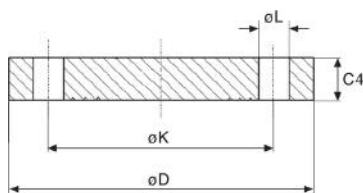
- PLATE FLANGE
- GLATTE FLANSCH
- BRIDE PLATE
- BRIDA PLANA

**MATERIAL:** AISI 304L - 1.4307  
**NORM:** EN 1092-1-01 tipo/type "A"

**PN 40**



CODE	PN	Pipe		Flange					Bolts		kg	€	
		DN	A mm	B1 mm	D mm	C1 mm	K mm	L mm	Nº	Thr.			
427015304	PN10=16=25=40	15 - 1/2"	21,3	22	95	14	65	14	4	M 12	0,7	1	38,93
427020304		20 - 3/4"	26,9	27,5	105	16	75	14	4	M 12	1	1	54,72
427025304		25 - 1"	33,7	34,5	115	16	85	14	4	M 12	1,1	1	64,61
427032304		32 - 1 1/4"	42,4	43,5	140	18	100	18	4	M 16	1,8	1	105,91
427040304		40 - 1 1/2"	48,3	49,5	150	18	110	18	4	M 16	2,1	1	120,98
428050304	PN25=40	50 - 2"	60,3	61,5	165	20	125	18	4	M 16	2,73	1	165,60
428065304		65 - 2 1/2"	76,1	77,5	185	22	145	18	8	M 16	3,48	1	211,16
428080304		80 - 3"	88,9	90,5	200	24	160	18	8	M 16	4,32	1	261,99
428100304		100 - 4"	114,3	116	235	26	190	22	8	M 20	6,07	1	368,10
428125304		125 - 5"	139,7	141,5	270	28	220	26	8	M 24	8,19	1	496,84
428150304	PN40	150 - 6"	168,3	170,5	300	30	250	26	8	M 24	10,3	1	624,73
428200304		200 - 8"	219,1	221,5	375	36	320	30	12	M 27	17,9	1	1085,68
428250304		250 - 10"	273	276,5	450	42	385	33	12	M 30	29,3	1	1777,10
428300304		300 - 12"	323,9	327,5	515	52	450	33	16	M 30	45,1	1	2735,48



## 432/304L - 433/304L

A 2021

## FLANGIA CIECA

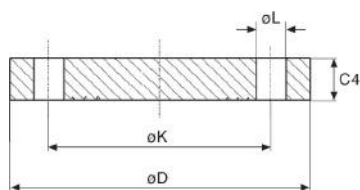
- BLIND FLANGE
- BLINDFLANSCH
- BRIDE PLEINE
- BRIDA CIEGA

MATERIAL: AISI 304L - 1.4307

NORM: EN 1092-1-05 tipo/type "A"

PN 10

CODE	PN	DN	Flange				Bolts		kg	Bag	€
			D mm	C4 mm	K mm	L mm	Nº	Thr.			
433015304	PN10=16=25=40	15 - 1/2"	95	16	65	14	4	M 12	0,8	1	59,12
433020304		20 - 3/4"	105	18	75	14	4	M 12	1,1	1	70,46
433025304		25 - 1"	115	18	85	14	4	M 12	1,4	1	85,19
433032304		32 - 1"1/4	140	18	100	18	4	M 16	2	1	125,19
433040304	PN10=16	40 - 1"1/2	150	18	110	18	4	M 16	2,4	1	145,01
433050304		50 - 2"	165	18	125	18	4	M 16	2,9	1	177,70
433065304		65 - 2"1/2	185	18	145	18	8	M 16	3,7	1	208,94
433080304		80 - 3"	200	20	160	18	8	M 16	4,6	1	274,39
433100304	PN10=16	100 - 4"	220	20	180	18	8	M 16	5,7	1	336,29
433125304		125 - 5"	250	22	210	18	8	M 16	8,1	1	483,84
433150304		150 - 6"	285	22	240	22	8	M 20	10,5	1	624,76
432200304	PN10	200 - 8"	340	24	295	22	8	M 20	16,5	1	963,94
432250304		250 - 10"	395	26	350	22	12	M 20	24	1	1486,17
432300304		300 - 12"	445	26	400	22	12	M 20	31	1	1899,29



## 433/304L

A 2021

## FLANGIA CIECA

- BLIND FLANGE
- BLINDFLANSCH
- BRIDE PLEINE
- BRIDA CIEGA

MATERIAL: AISI 304L - 1.4307

NORM: EN 1092-1-05 tipo/type "A"

PN 16

CODE	PN	DN	Flange				Bolts		kg	Bag	€
			D mm	C4 mm	K mm	L mm	Nº	Thr.			
433015304	PN10=16=25=40	15 - 1/2"	95	16	65	14	4	M 12	0,8	1	59,12
433020304		20 - 3/4"	105	18	75	14	4	M 12	1,1	1	70,46
433025304		25 - 1"	115	18	85	14	4	M 12	1,4	1	85,19
433032304		32 - 1"1/4	140	18	100	18	4	M 16	2	1	125,19
433040304	PN10=16	40 - 1"1/2	150	18	110	18	4	M 16	2,4	1	145,01
433050304		50 - 2"	165	18	125	18	4	M 16	2,9	1	177,70
433065304		65 - 2"1/2	185	18	145	18	8	M 16	3,7	1	208,94
433080304		80 - 3"	200	20	160	18	8	M 16	4,6	1	274,39
433100304	PN10=16	100 - 4"	220	20	180	18	8	M 16	5,7	1	336,29
433125304		125 - 5"	250	22	210	18	8	M 16	8,1	1	483,84
433150304		150 - 6"	285	22	240	22	8	M 20	10,5	1	624,76
433200304	PN16	200 - 8"	340	24	295	22	12	M 20	16,5	1	963,94
433250304		250 - 10"	405	26	355	26	12	M 24	25	1	1514,61
433300304		300 - 12"	460	28	410	26	12	M 24	35	1	2166,63

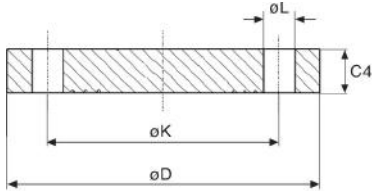
## 432/316L - 433/316L

### FLANGIA CIECA

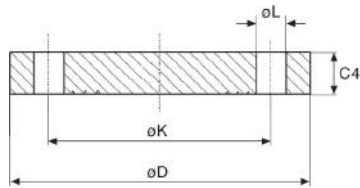
- BLIND FLANGE
- BLINDFLANSCH
- BRIDE PLEINE
- BRIDA CIEGA

**PN 10**

**MATERIAL:** AISI 316L - 1.4404  
**NORM:** EN 1092-1-05 tipo/type "A"



CODE	PN	DN	Flange				Bolts		kg	€	
			D mm	C4 mm	K mm	L mm	Nº	Thr.			
433015316	PN10=16=25=40	15 - 1/2"	95	16	65	14	4	M 12	0,8	1	78,04
433020316		20 - 3/4"	105	18	75	14	4	M 12	1,1	1	93,54
433025316		25 - 1"	115	18	85	14	4	M 12	1,4	1	113,27
433032316		32 - 1 1/4"	140	18	100	18	4	M 16	2	1	166,49
433040316		40 - 1 1/2"	150	18	110	18	4	M 16	2,4	1	192,84
433050316	PN10=16	50 - 2"	165	18	125	18	4	M 16	2,9	1	236,31
433065316		65 - 2 1/2"	185	18	145	18	8	M 16	3,7	1	277,91
433080316		80 - 3"	200	20	160	18	8	M 16	4,6	1	364,90
433100316		100 - 4"	220	20	180	18	8	M 16	5,7	1	447,22
433125316		125 - 5"	250	22	210	18	8	M 16	8,1	1	643,52
433150316	PN10	150 - 6"	285	22	240	22	8	M 20	10,5	1	831,02
432200316		200 - 8"	340	24	295	22	8	M 20	16,5	1	1250,14
432250316		250 - 10"	395	26	350	22	12	M 20	24	1	1937,68
432300316		300 - 12"	445	26	400	22	12	M 20	31	1	2526,91
432350316		350 - 14"	505	26	460	22	16	M 20	40	1	on demand
432400316	400 - 16"	565	26	515	26	16	M 24	50	1	on demand	
432500316	500 - 20"	670	28	620	26	20	M 24	75	1	on demand	



## 433/316L

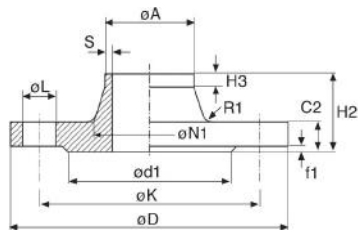
## FLANGIA CIECA

- BLIND FLANGE
- BLINDFLANSCH
- BRIDE PLEINE
- BRIDA CIEGA

PN 16

MATERIAL: AISI 316L - 1.4404  
 NORM: EN 1092-1-05 tipo/type "A"

CODE	PN	DN	Flange				Bolts		kg	€	
			D mm	C4 mm	K mm	L mm	Nº	Thr.			
433015316	PN10=16=25=40	15 - 1/2"	95	16	65	14	4	M12	0,8	1	78,04
433020316		20 - 3/4"	105	18	75	14	4	M12	1,1	1	93,54
433025316		25 - 1"	115	18	85	14	4	M12	1,4	1	113,27
433032316		32 - 1"1/4"	140	18	100	18	4	M16	2	1	166,49
433040316		40 - 1"1/2"	150	18	110	18	4	M16	2,4	1	192,84
433050316	PN10=16	50 - 2"	165	18	125	18	4	M16	2,9	1	236,31
433065316		65 - 2"1/2"	185	18	145	18	8	M16	3,7	1	277,91
433080316		80 - 3"	200	20	160	18	8	M16	4,6	1	364,90
433100316		100 - 4"	220	20	180	18	8	M16	5,7	1	447,22
433125316		125 - 5"	250	22	210	18	8	M16	8,1	1	643,52
433150316	PN16	150 - 6"	285	22	240	22	8	M20	10,5	1	831,02
433200316		200 - 8"	340	24	295	22	12	M20	16,5	1	1250,14
433250316		250 - 10"	405	26	355	26	12	M24	25	1	2062,72
433300316		300 - 12"	460	28	410	26	12	M24	35	1	2662,69
433350316		350 - 14"	520	30	470	26	16	M24	48	1	on demand
433400316	PN16	400 - 16"	580	32	525	30	16	M27	63,5	1	on demand
433500316		500 - 20"	715	44	650	33	20	M30	133	1	on demand



## 429/304L

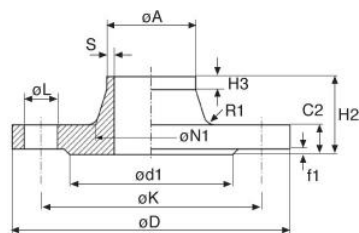
### FLANGIA A COLLARINO

- WELDING NECK FLANGE
- VORSCHWEISS-FLANSCH
- BRIDE COLLERETTE
- BRIDA CUELLO

**PN 16**

**MATERIAL:** AISI 304L - 1.4307  
**NORM:** EN 1092-1-11 tipo/type "B1"

CODE	PN	Pipe		Flange										Bolts		kg	€		
		DN	A mm	D mm	C2 mm	H2 mm	N1 mm	S mm	R1 mm	H3 mm	d1 mm	K mm	f1 mm	L mm	Nº			Thr.	
429015304	PN10=16=25=40	15 - 1/2"	21,3	95	16	38	32	2	4	6	45	65	2	14	4	M 12	1	1	51,54
429020304		20 - 3/4"	26,9	105	18	40	40	2,3	4	6	58	75	2	14	4	M 12	1	1	72,97
429025304		25 - 1"	33,7	115	18	40	46	2,6	4	6	68	85	2	14	4	M 12	1	1	86,93
429032304		32 - 1 1/4"	42,4	140	18	42	56	2,6	6	6	78	100	2	18	4	M 16	2	1	127,77
429040304		40 - 1 1/2"	48,3	150	18	45	64	2,6	6	7	88	110	3	18	4	M 16	2	1	143,81
429050304	PN10=16	50 - 2"	60,3	165	18	45	74	2,9	6	8	102	125	3	18	4	M 16	2,5	1	169,05
429065304		65 - 2 1/2"	76,1	185	18	45	92	2,9	6	10	122	145	3	18	8	M 16	3	1	199,23
429080304		80 - 3"	88,9	200	20	50	105	3,2	6	10	138	160	3	18	8	M 16	3,7	1	257,73
429100304		100 - 4"	114,3	220	20	52	131	3,6	8	12	158	180	3	18	8	M 16	4,6	1	303,90
429125304		125 - 5"	139,7	250	22	55	156	4	8	12	188	210	3	18	8	M 16	6,3	1	436,72
429150304		150 - 6"	168,3	285	22	55	184	4,5	10	12	212	240	3	22	8	M 20	7,7	1	658,98
429200304		200 - 8"	219,1	340	24	62	235	6,3	10	16	268	295	3	22	12	M 20	11	1	906,91
429250304		250 - 10"	273	405	26	70	292	6,3	12	16	320	355	3	26	12	M 24	15,6	1	1362,51
429300304		300 - 12"	323,9	460	28	78	344	7,1	12	16	378	410	4	26	12	M 24	22	1	1433,51
429350304		350 - 14"	355,6	520	30	82	390	8	12	16	438	470	4	26	16	M 24	32	1	on demand
429400304	400 - 16"	406,4	580	32	85	445	8	12	16	490	525	4	30	16	M 27	40	1	on demand	
429500304	500 - 20"	508	715	36	84	548	8	12	16	610	650	4	33	20	M 30	74	1	on demand	



## 429/316L

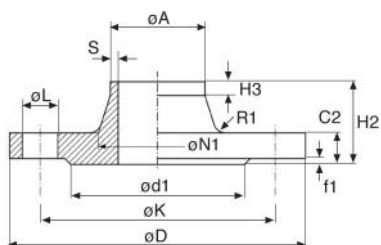
## FLANGIA A COLLARINO

- WELDING NECK FLANGE
- VORSCHWEISS-FLANSCH
- BRIDE COLLERETTE
- BRIDA CUELLO

**MATERIAL:** AISI 316L - 1.4404  
**NORM:** EN 1092-1-11 tipo/type "B1"

PN 16

CODE	PN	Pipe		Flange										Bolts		kg	€		
		DN	A mm	D mm	C2 mm	H2 mm	N1 mm	S mm	R1 mm	H3 mm	d1 mm	K mm	f1 mm	L mm	N°			Thr.	
429015316	PN10=16=25=40	15 - 1/2"	21,3	95	16	38	32	2	4	6	45	65	2	14	4	M12	1	1	62,65
429020316		20 - 3/4"	26,9	105	18	40	40	2,3	4	6	58	75	2	14	4	M12	1	1	88,71
429025316		25 - 1"	33,7	115	18	40	46	2,6	4	6	68	85	2	14	4	M12	1	1	105,31
429032316		32 - 1 1/4"	42,4	140	18	42	56	2,6	6	6	78	100	2	18	4	M16	2	1	140,74
429040316	PN10=16	40 - 1 1/2"	48,3	150	18	45	64	2,6	6	7	88	110	3	18	4	M16	2	1	158,79
429050316		50 - 2"	60,3	165	18	45	74	2,9	6	8	102	125	3	18	4	M16	2,5	1	194,20
429065316		65 - 2 1/2"	76,1	185	18	45	92	2,9	6	10	122	145	3	18	8	M16	3	1	227,32
429080316		80 - 3"	88,9	200	20	50	105	3,2	6	10	138	160	3	18	8	M16	3,7	1	287,54
429100316	PN16	100 - 4"	114,3	220	20	52	131	3,6	8	12	158	180	3	18	8	M16	4,6	1	323,92
429125316		125 - 5"	139,7	250	22	55	156	4	8	12	188	210	3	18	8	M16	6,3	1	474,23
429150316		150 - 6"	168,3	285	22	55	184	4,5	10	12	212	240	3	22	8	M20	7,7	1	788,68
429200316		200 - 8"	219,1	340	24	62	235	6,3	10	16	268	295	3	22	12	M20	11	1	1109,35
429250316	PN16	250 - 10"	273	405	26	70	292	6,3	12	16	320	355	3	26	12	M24	15,6	1	1591,13
429300316		300 - 12"	323,9	460	28	78	344	7,1	12	16	378	410	4	26	12	M24	22	1	2724,90
429350316		350 - 14"	355,6	520	30	82	390	8	12	16	438	470	4	26	16	M24	32	1	on demand
429400316		400 - 16"	406,4	580	32	85	445	8	12	16	490	525	4	30	16	M27	40	1	on demand
429500316		500 - 20"	508	715	36	84	548	8	12	16	610	650	4	33	20	M30	74	1	on demand



## 429/304L - 430/304L

## FLANGIA A COLLARINO

- WELDING NECK FLANGE
- VORSCHWEISS-FLANSCH
- BRIDE COLLERETTE
- BRIDA CUELLO

**MATERIAL:** AISI 304L - 1.4307  
**NORM:** EN 1092-1-11 tipo/type "B1"

PN 40

CODE	PN	Pipe		Flange										Bolts		kg	€		
		DN	A mm	D mm	C2 mm	H2 mm	N1 mm	S mm	R1 mm	H3 mm	d1 mm	K mm	f1 mm	L mm	N°			Thr.	
429015304	PN10=16=25=40	15 - 1/2"	21,3	95	16	38	32	2	4	6	45	65	2	14	4	M12	1	1	51,54
429020304		20 - 3/4"	26,9	105	18	40	40	2,3	4	6	58	75	2	14	4	M12	1	1	72,97
429025304		25 - 1"	33,7	115	18	40	46	2,6	4	6	68	85	2	14	4	M12	1	1	86,93
429032304		32 - 1 1/4"	42,4	140	18	42	56	2,6	6	6	78	100	2	18	4	M16	2	1	127,77
429040304	PN40	40 - 1 1/2"	48,3	150	18	45	64	2,6	6	7	88	110	3	18	4	M16	2	1	143,81
430050304		50 - 2"	60,3	165	20	48	75	2,9	6	8	102	125	3	18	4	M16	2,85	1	211,29
430065304		65 - 2 1/2"	76,1	185	22	52	90	2,9	6	10	122	145	3	18	8	M16	3,68	1	272,76
430080304		80 - 3"	88,9	200	24	58	105	3,2	8	12	138	160	3	18	8	M16	4,78	1	354,30
430100304	PN40	100 - 4"	114,3	235	24	65	134	3,6	8	12	162	190	3	22	8	M20	6,46	1	479,02
430125304		125 - 5"	139,7	270	26	68	162	4	8	12	188	220	3	26	8	M24	8,86	1	656,93
430150304		150 - 6"	168,3	300	28	75	192	4,5	10	12	218	250	3	26	8	M24	11,7	1	867,40
430200304		200 - 8"	219,1	375	34	88	244	6,3	10	16	285	320	3	30	12	M27	21	1	1615,54
430250304	PN40	250 - 10"	273	450	38	105	306	7,1	12	18	345	385	3	33	12	M30	34,2	1	2535,30
430300304		300 - 12"	323,9	515	42	115	362	8	12	18	410	450	4	33	16	M30	47,6	1	3528,65

A 20 23

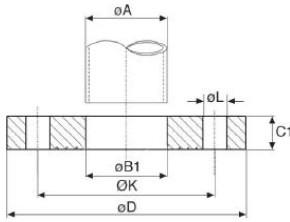
## 440/304 - 441/304 MICROFUSE-CASTING

### FLANGIA PIANA

- PLATE FLANGE
- GLATTE FLANSCH
- BRIDE PLATE
- BRIDA PLANA

**MATERIAL:** AISI 304 - 1.4301  
**NORM:** UNI 2278

**PN 10**



CODE	PN	Pipe		Flange					Bolts		kg	€	
		DN	A mm	B1 mm	D mm	C1 mm	K mm	L mm	N°	Thr.			
441015304	PN10=16	15 - 1/2"	21,3	22	95	12	65	14	4	M12	0,6	1	30,40
441020304		20 - 3/4"	26,9	27,5	105	14	75	14	4	M12	0,8	1	42,69
441025304		25 - 1"	33,7	34,5	115	14	85	14	4	M12	1,0	1	50,41
441032304		32 - 1 1/4"	42,4	43,5	140	16	100	18	4	M16	1,7	1	82,62
441040304		40 - 1 1/2"	48,3	49,5	150	16	110	18	4	M16	1,9	1	94,38
441050304		50 - 2"	60,3	61,5	165	18	125	18	4	M16	2,25	1	123,87
441065304		65 - 2 1/2"	76,1	77,5	185	18	145	18	4	M16	3,0	1	140,68
441080304		80 - 3"	88,9	90,5	200	20	160	18	8	M16	3,94	1	160,25
441100304		100 - 4"	114,3	116	220	22	180	18	8	M16	4,5	1	195,40
441125304		125 - 5"	139,7	141,5	250	22	210	18	8	M16	6,1	1	240,85
441150304	150 - 6"	168,3	170,5	285	24	240	22	8	M20	7,5	1	317,81	
44200304	PN10	200 - 8"	219,1	221,5	340	24	295	22	8	M20	10	1	428,43
442050304		250 - 10"	273	276,5	395	26	350	22	12	M20	13	1	566,11
44300304		300 - 12"	323,9	327,5	445	26	400	22	12	M20	15	1	674,27

A 20 23

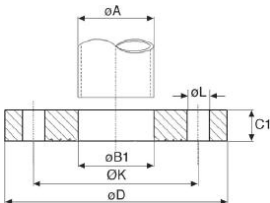
## 441/304 MICROFUSE-CASTING

### FLANGIA PIANA

- PLATE FLANGE
- GLATTE FLANSCH
- BRIDE PLATE
- BRIDA PLANA

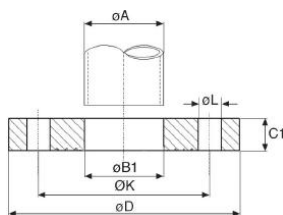
**MATERIAL:** AISI 304 - 1.4301  
**NORM:** UNI 2278

**PN 16**



CODE	PN	Pipe		Flange					Bolts		kg	€	
		DN	A mm	B1 mm	D mm	C1 mm	K mm	L mm	N°	Thr.			
441015304	PN10=16	15 - 1/2"	21,3	22	95	12	65	14	4	M12	0,6	1	30,40
441020304		20 - 3/4"	26,9	27,5	105	14	75	14	4	M12	0,8	1	42,69
441025304		25 - 1"	33,7	34,5	115	14	85	14	4	M12	1,0	1	50,41
441032304		32 - 1 1/4"	42,4	43,5	140	16	100	18	4	M16	1,7	1	82,62
441040304		40 - 1 1/2"	48,3	49,5	150	16	110	18	4	M16	1,9	1	94,38
441050304		50 - 2"	60,3	61,5	165	18	125	18	4	M16	2,25	1	123,87
441065304		65 - 2 1/2"	76,1	77,5	185	18	145	18	4	M16	3,0	1	140,68
441080304		80 - 3"	88,9	90,5	200	20	160	18	8	M16	3,94	1	160,25
441100304		100 - 4"	114,3	116	220	22	180	18	8	M16	4,5	1	195,40
441125304		125 - 5"	139,7	141,5	250	22	210	18	8	M16	6,1	1	240,85
441150304	150 - 6"	168,3	170,5	285	24	240	22	8	M20	7,5	1	317,81	
441200304	PN16	200 - 8"	219,1	221,5	340	26	295	22	12	M20	10	1	449,72
441250304		250 - 10"	273	276,5	405	29	355	26	12	M24	16	1	681,29
441300304		300 - 12"	323,9	327,5	460	32	410	26	12	M24	19,5	1	834,40





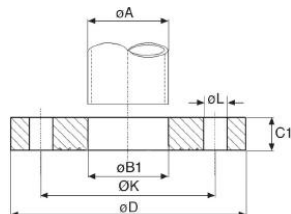
## 440/316 - 441/316 MICROFUSE-CASTING

### FLANGIA PIANA

- PLATE FLANGE
- GLATTE FLANSCH
- BRIDE PLATE
- BRIDA PLANA

**PN 10**
**MATERIAL:** AISI 316 - 1.4401  
**NORM:** UNI 2277

CODE	PN	Pipe		Flange					Bolts		kg	kg	€
		DN	A mm	B1 mm	D mm	C1 mm	K mm	L mm	Nº	Thr.			
441015316	PN10=16	15 - 1/2"	21,3	22	95	12	65	14	4	M12	0,6	1	42,05
441020316		20 - 3/4"	26,9	27,5	105	14	75	14	4	M12	0,8	1	56,97
441025316		25 - 1"	33,7	34,5	115	14	85	14	4	M12	1,0	1	58,74
441032316		32 - 1 1/4"	42,4	43,5	140	16	100	18	4	M16	1,7	1	101,14
441040316		40 - 1 1/2"	48,3	49,5	150	16	110	18	4	M16	1,9	1	116,66
441050316		50 - 2"	60,3	61,5	165	18	125	18	4	M16	2,25	1	154,85
441065316		65 - 2 1/2"	76,1	77,5	185	18	145	18	4	M16	3,0	1	188,09
441080316		80 - 3"	88,9	90,5	200	20	160	18	8	M16	3,94	1	201,94
441100316		100 - 4"	114,3	116	220	22	180	18	8	M16	4,5	1	246,51
441125316		125 - 5"	139,7	141,5	250	22	210	18	8	M16	6,1	1	314,41
441150316	150 - 6"	168,3	170,5	285	24	240	22	8	M20	7,5	1	415,30	
440200316	PN10	200 - 8"	219,1	221,5	340	24	295	22	8	M20	10	1	540,93
440250316		250 - 10"	273	276,5	395	26	350	22	12	M20	13	1	685,20
440300316		300 - 12"	323,9	327,5	445	26	400	22	12	M20	15	1	742,64



## 441/316 MICROFUSE-CASTING

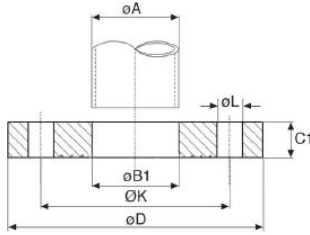
### FLANGIA PIANA

- PLATE FLANGE
- GLATTE FLANSCH
- BRIDE PLATE
- BRIDA PLANA

**PN 16**
**MATERIAL:** AISI 316 - 1.4401  
**NORM:** UNI 2277

CODE	PN	Pipe		Flange					Bolts		kg	kg	€
		DN	A mm	B1 mm	D mm	C1 mm	K mm	L mm	Nº	Thr.			
441015316	PN10=16	15 - 1/2"	21,3	22	95	12	65	14	4	M12	0,6	1	42,05
441020316		20 - 3/4"	26,9	27,5	105	14	75	14	4	M12	0,8	1	56,97
441025316		25 - 1"	33,7	34,5	115	14	85	14	4	M12	1,0	1	58,74
441032316		32 - 1 1/4"	42,4	43,5	140	16	100	18	4	M16	1,7	1	101,14
441040316		40 - 1 1/2"	48,3	49,5	150	16	110	18	4	M16	1,9	1	116,66
441050316		50 - 2"	60,3	61,5	165	18	125	18	4	M16	2,25	1	154,85
441065316		65 - 2 1/2"	76,1	77,5	185	18	145	18	4	M16	3,0	1	188,09
441080316		80 - 3"	88,9	90,5	200	20	160	18	8	M16	3,94	1	201,94
441100316		100 - 4"	114,3	116	220	22	180	18	8	M16	4,5	1	246,51
441125316		125 - 5"	139,7	141,5	250	22	210	18	8	M16	6,1	1	314,41
441150316	150 - 6"	168,3	170,5	285	24	240	22	8	M20	7,5	1	415,30	
441200316	PN16	200 - 8"	219,1	221,5	340	26	295	22	12	M20	10	1	575,98
441250316		250 - 10"	273	276,5	405	29	355	26	12	M24	16	1	870,41
441300316		300 - 12"	323,9	327,5	460	32	410	26	12	M24	19,5	1	1026,10

A 20 23



## 442/304 - 443/304 MICROFUSE RIDOTTE REDUCED CASTING

### FLANGIA PIANA SPESSORE RIDOTTO

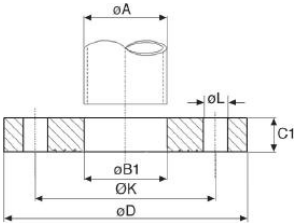
- PLATE FLANGE REDUCED THICKNESS
- GLATTE FLANSCH REDUZIERTER WANDSTÄRKE
- BRIDE PLATE ÉPAISSEUR RÉDUIT
- BRIDA PLANA ESPESOR REDUCIDO

**PN10**

**MATERIAL:** AISI 304 - 1.4301  
**NORM:** spessore ridotto / thin thickness

CODE	PN	Pipe		Flange					Bolts		kg	€	
		DN	A mm	B1 mm	D mm	C1 mm	K mm	L mm	Nº	Thr.			
442040304	PN10=16	40 - 1"1/2	48,3	49	150	10	110	18	4	M 16	1,31	1	66,08
442050304		50 - 2"	60,3	61,5	165	10	125	18	4	M 16	1,39	1	86,73
442065304		65 - 2"1/2	76,1	77	185	12	145	18	4	M 16	2,2	1	98,42
442080304		80 - 3"	88,9	90	200	12	160	18	8	M 16	2,36	1	112,16
442100304		100 - 4"	114,3	115,5	220	12	180	18	8	M 16	2,46	1	136,78
442125304		125 - 5"	139,7	141	250	14	210	18	8	M 16	3,56	1	168,60
442150304	PN10	150 - 6"	168,3	170	285	14	240	22	8	M 20	4,38	1	222,47
443200304		200 - 8"	219,1	221	340	16	295	22	8	M 20	6,2	1	299,95
443250304		250 - 10"	273	275	395	18	350	22	12	M 20	8,3	1	396,24
443300304		300 - 12"	323,9	326	445	18	400	22	12	M 20	9,6	1	472,00

A 20 23



## 442/304 MICROFUSE RIDOTTE REDUCED CASTING

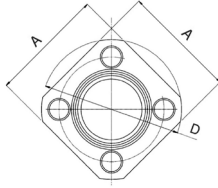
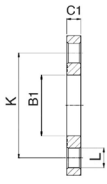
### FLANGIA PIANA SPESSORE RIDOTTO

- PLATE FLANGE REDUCED THICKNESS
- GLATTE FLANSCH REDUZIERTER WANDSTÄRKE
- BRIDE PLATE ÉPAISSEUR RÉDUIT
- BRIDA PLANA ESPESOR REDUCIDO

**PN16**

**MATERIAL:** AISI 304 - 1.4301  
**NORM:** spessore ridotto / thin thickness

CODE	PN	Pipe		Flange					Bolts		kg	€	
		DN	A mm	B1 mm	D mm	C1 mm	K mm	L mm	Nº	Thr.			
442040304	PN10=16	40 - 1"1/2	48,3	49	150	10	110	18	4	M 16	1,31	1	66,08
442050304		50 - 2"	60,3	61,5	165	10	125	18	4	M 16	1,39	1	86,73
442065304		65 - 2"1/2	76,1	77	185	12	145	18	4	M 16	2,2	1	98,42
442080304		80 - 3"	88,9	90	200	12	160	18	8	M 16	2,36	1	112,16
442100304		100 - 4"	114,3	115,5	220	12	180	18	8	M 16	2,46	1	136,78
442125304		125 - 5"	139,7	141	250	14	210	18	8	M 16	3,56	1	168,60
442150304	PN16	150 - 6"	168,3	170	285	14	240	22	8	M 20	4,38	1	222,47
442200304		200 - 8"	219,1	221	340	16	295	22	12	M 20	6	1	314,81
442250304		250 - 10"	273	275	405	18	355	26	12	M 24	9	1	476,92
442300304		300 - 12"	323,9	326	460	18	410	26	12	M 24	10,9	1	584,11

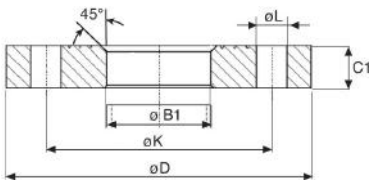
**193-005/316L****FLANGIA QUADRA**

- SQUARE FLANGE
- QUADRATISCH FLANSCH
- BRIDE CARRÉE
- BRIDA CUADRADA

**MATERIAL:** AISI 316L - 1.4404

**PN 10**

CODE	DN	A mm	B1 mm	D mm	C1 mm	K mm	L mm	Holes Nr.	Thread	kg	€
193015005	15	72	22	90	10	65	14	4	M12	0,32	56,00
193020005	20	72	27,5	90	10	65	14	4	M12	0,303	56,00
193025005	25	78	34,5	95	10	70	14	4	M12	0,339	63,91
193032005	32	82	43,5	100	10	75	14	4	M12	0,344	65,90
193040005	40	85	49,5	110	10	85	14	4	M12	0,362	66,65
193050005	50	95	61,5	120	10	95	14	4	M12	0,413	86,68

**425/000****FLANGIA LIBERA IN ALLUMINIO**

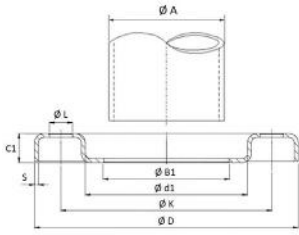
- ALUMINIUM LOOSE FLANGE
- ALUMINIUM LOSE FLANSCH
- BRIDE LIBRE D'ALUMINIUM
- BRIDA LOCA DE ALUMINIO

**MATERIAL:** alluminio / aluminium EN AB 47000  
(UNI 7369/2)

**NORM:** UNI 6089 - DIN 2642 ISO R64

**PN 10**

CODE	Pipe		Flange					Bolts N°	kg	€
	DN	A mm	D mm	C1 mm	B1 mm	K mm	L mm			
425010010	10 - 3/8"	17,2	90	12	19	60	14	4	0,18	10,43
425015010	15 - 1/2"	21,3	95	12	24	65	14	4	0,19	10,65
425020010	20 - 3/4"	26,9	105	12	30	75	14	4	0,22	11,69
425025010	25 - 1"	33,7	115	12	36	85	14	4	0,27	12,63
425032010	32 - 1 1/4"	42,4	140	16	46	100	18	4	0,53	19,56
425040010	40 - 1 1/2"	48,3	150	16	54	110	18	4	0,59	21,16
425050010	50 - 2"	60,3	165	16	65	125	18	4	0,7	24,23
425065010	65 - 2 1/2"	76,1	185	16	81	145	18	4	0,87	28,65
425080010	80 - 3"	88,9	200	18	94	160	18	8	1,05	33,03
425100010	100 - 4"	114,3	220	18	119	180	18	8	1,16	35,04
425125010	125 - 5"	139,7	250	18	144	210	18	8	1,45	48,92
425150010	150 - 6"	168,3	285	18	173	240	22	8	1,7	51,25
425200010	200 - 8"	219,1	340	20	225	295	22	8	2,5	79,85
425250010	250 - 10"	273	395	22	279	350	22	12	3,25	106,02
425300010	300 - 12"	323,9	445	22	329	400	22	12	3,8	114,64



## 423/304 ISO

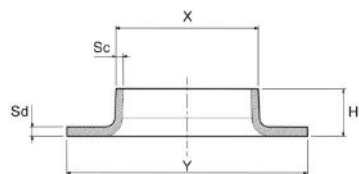
### FLANGIA LIBERA STAMPATA

- PRESSED LOOSE FLANGE
- GEPRESSTER LOSFLANSCH
- BRIDE LIBRE TOURNANTE EMBOUTIE
- BRIDA LOCA PRENSADA

**PN10**

**MATERIAL:** AISI 304 - 1.4301  
**NORM:** DIN 2642 - ISO



CODE	DN	Pipe A mm	Flange							Bolts		kg	€	
			B1 mm	D mm	C1 mm	S mm	d1 mm	K mm	L mm	Nº	Thr.			
423015304	15 - 1/2"	21,3	24	95	12	3	38	65	14	4	M 12	0,160	1	13,31
423020304	20 - 3/4"	26,9	30	105	12	3	48	75	14	4	M 12	0,220	1	15,11
423025304	25 - 1"	33,7	37	115	15	3	53	85	14	4	M 12	0,270	1	17,10
423032304	32 - 1 1/4"	42,4	45	140	15	3	68	100	18	4	M 16	0,380	1	21,36
423040304	40 - 1 1/2"	48,3	54	150	17,5	3	77	110	18	4	M 16	0,450	1	26,74
423050304	50 - 2"	60,3	65	165	19	3	91	125	18	4	M 16	0,550	1	33,01
423065304	65 - 2 1/2"	76,1	81	185	21	4	108	145	18	4	M 16	0,840	1	47,60
423080304	80 - 3"	88,9	94	200	21,5	4	123	160	18	8	M 16	0,970	1	57,85
423100304	100 - 4"	114,3	119	220	22	4	141	180	18	8	M 16	1,200	1	68,69
423125304	125 - 5"	139,7	145	250	23,5	5	168	210	18	8	M 16	2,100	1	107,85
423150304	150 - 6"	168,3	173	285	28	5	192	240	22	8	M 20	2,200	1	142,73
423200304	200 - 8"	219,1	225	340	29,5	6	245	295	22	8	M 20	3,500	1	244,30
423250304	250 - 10"	273	279	395	31	6	295	350	22	12	M 20	4,000	1	317,57

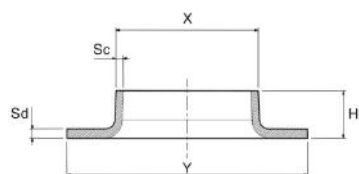
**177/304L****CARTELLA DI APPOGGIO**

- LAP-JOINT
- VORSCHWEISSBÖRDEL
- COLLERETTE
- VALONA

**MATERIAL:** AISI 304L - 1.4307

**Thickness: 2 mm**



CODE	DN	DN inch	Y mm	X mm	H mm	Sd mm	Sc mm			€
177172304	10	3/8"	40	17,2	6	2	2	20	10	5,10
177213304	15	1/2"	43	21,3	7	2	2	25	10	5,10
177269304	20	3/4"	58	26,9	8	2	2	38	10	5,10
177337304	25	1"	68	33,7	9	2	2	55	10	5,10
177424304	32	1 1/4"	78	42,4	10	2	2	68	10	6,04
177483304	40	1 1/2"	88	48,3	10	2	2	85	10	7,63
177603304	50	2"	102	60,3	12	2	2	115	10	9,45
177761304	65	2 1/2"	122	76,1	12	2	2	150	10	12,63
177889304	80	3"	138	88,9	12	2	2	170	10	14,52
177114304	100	4"	158	114,3	16	2	2	200	10	18,40
177139304	125	5"	185	139,7	16	2	2	300	5	22,94
177168304	150	6"	212	168,3	17	2	2	350	5	26,20
177219304	200	8"	270	219,1	18	2	2	500	2	42,29

**177/316L****CARTELLA DI APPOGGIO**

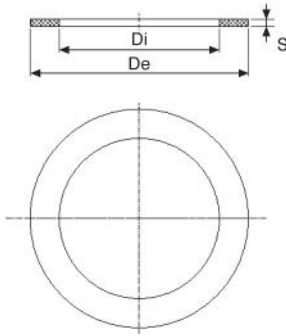
- LAP-JOINT
- VORSCHWEISSBÖRDEL
- COLLERETTE
- VALONA

**MATERIAL:** AISI 316L - 1.4404

**Thickness: 2 mm**

CODE	DN	DN inch	Y mm	X mm	H mm	Sd mm	Sc mm			€
177172316	10	3/8"	40	17,2	6	2	2	20	10	6,31
177213316	15	1/2"	43	21,3	7	2	2	25	10	6,31
177269316	20	3/4"	58	26,9	8	2	2	38	10	6,31
177337316	25	1"	68	33,7	9	2	2	55	10	7,64
177424316	32	1 1/4"	78	42,4	10	2	2	68	10	10,02
177483316	40	1 1/2"	88	48,3	10	2	2	85	10	10,38
177603316	50	2"	102	60,3	12	2	2	115	10	14,33
177761316	65	2 1/2"	122	76,1	12	2	2	150	10	18,91
177889316	80	3"	138	88,9	12	2	2	170	10	20,26
177114316	100	4"	158	114,3	16	2	2	200	10	25,97
177139316	125	5"	185	139,7	16	2	2	300	5	34,85
177168316	150	6"	212	168,3	17	2	2	350	5	39,74
177219316	200	8"	270	219,1	18	2	2	500	2	65,17



R 30 30

**434/PN6****GUARNIZIONE ECOLOGICA PER FLANGE**

- GASKET FOR FLANGE
- FLANSCHDICHTUNG
- JOINT POUR BRIDE
- JUNTA ECOLÓGICA PARA BRIDA

**MATERIAL:** Sesalit Eco  
**NORM:** EN 1092-1

PN 6

CODE	DN	De mm	Di mm	S mm			€
434015006	15 - (1/2")	44	20	2	4	10	0,76
434020006	20 - (3/4")	54	25	2	6	10	1,11
434025006	25 - (1")	64	30	2	9	10	1,55
434032006	32 - (1"1/4)	75	38	2	11	10	2,08
434040006	40 - (1"1/2)	85	45	2	14	10	2,71
434050006	50 - (2")	95	57	2	15	10	4,14
434065006	65 - (2"1/2)	115	76	2	19	10	5,69
434080006	80 - (3")	132	89	2	26	10	6,74
434100006	100 - (4")	152	108	2	29	10	7,98
434125006	125 - (5")	182	133	2	41	10	11,09
434150006	150 - (6")	207	160	2	38	10	12,63
434200006	200 - (8")	262	218	2	58	10	19,70
434250006	250 - (10")	317	273	2	78	10	26,24
434300006	300 - (12")	373	318	2	113	10	28,35

**Sesalit ECO:** fibre organiche e sintetiche legate con gomma NBR/SBR esente amianto

**IMPIEGHI:** Acqua calda e fredda, olii vegetali ed animali, aria, alcuni carburanti (no GAS)

**LIMITI DI TEMPERATURA ORIENTATIVI**

Temperatura massima per brevi esposizioni: 180°-200° C

Temperatura massima di esercizio continuo per fluidi non aggressivi: 140° C

Temperatura massima di esercizio continuo con vapore: 110° C

**OMOLOGAZIONI:** acqua potabile WRAS n° 1605525

**Sesalit ECO:** organic and synthetic fibers bonded with NBR/SBR asbestos-free

**USES:** hot and cold water, vegetable and animal oils, air, some fuels (no GAS)

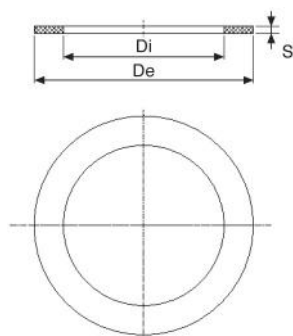
**GUIDELINE TEMPERATURE LIMITS**

Maximum temperature for short exposure: 180°-200° C

Maximum operating temperature for continuous non-aggressive fluids: 140° C

Maximum temperature for continuous operation with steam: 110° C

**APPROVAL:** potable water WRAS n° 1605525



## 434/PN10-16



## GUARNIZIONE ECOLOGICA PER FLANGE

- GASKET FOR FLANGE
- FLANSCHDICHTUNG
- JOINT POUR BRIDE
- JUNTA ECOLÓGICA PARA BRIDA

**MATERIAL:** Sesalit Eco

**NORM:** EN 1092-1

**PN  
10/16**

CODE	DN	De mm	Di mm	S mm			€
434015000	15 - [1/2"]	50	20	2	6	10	0,76
434020000	20 - [3/4"]	60	25	2	8	10	1,09
434025000	25 - [1"]	70	30	2	10	10	1,54
434032000	32 - [1 1/4"]	82	38	2	14	10	2,08
434040000	40 - [1 1/2"]	92	45	2	17	10	2,71
434050000	50 - [2"]	108	57	2	22	10	4,09
434065000	65 - [2 1/2"]	127	76	2	27	10	5,65
434080000	80 - [3"]	142	89	2	30	10	6,68
434100000	100 - [4"]	162	108	2	38	10	7,67
434125000	125 - [5"]	192	140	2	44	10	10,78
434150000	150 - [6"]	218	169	2	55	10	12,30
434200000	200 - [8"]	273	218	2	71	10	19,04
434250000	250 - [10"]	328	273	2	91	10	25,58
434300000	300 - [12"]	378	318	2	137	10	27,78
434350000	350 - [14"]	438	368	2	162	10	37,76
434400000	400 - [16"]	490	420	2	180	10	47,15

**Sesalit ECO:** fibre organiche e sintetiche legate con gomma NBR/SBR esente amianto

**IMPIEGHI:** Acqua calda e fredda, olii vegetali ed animali, aria, alcuni carburanti (no GAS)

**LIMITI DI TEMPERATURA ORIENTATIVI**

Temperatura massima per brevi esposizioni: 180°-200° C

Temperatura massima di esercizio continuo per fluidi non aggressivi: 140° C

Temperatura massima di esercizio continuo con vapore: 110° C

**OMOLOGAZIONI:** acqua potabile WRAS n° 1605525

**Sesalit ECO:** organic and synthetic fibers bonded with NBR/SBR asbestos-free

**USES:** hot and cold water, vegetable and animal oils, air, some fuels (no GAS)

**GUIDELINE TEMPERATURE LIMITS**

Maximum temperature for short exposure: 180°-200° C

Maximum operating temperature for continuous non-aggressive fluids: 140° C

Maximum temperature for continuous operation with steam: 110° C

**APPROVAL:** potable water WRAS n° 1605525






## 435/001

### BULLONE E DADO PER FLANGIA

- HEXAGONAL BOLT AND NUT FOR FLANGE
- SCHRAUBEN UND MUTTEN FUER FLANSCH
- BOULON D'ASSEMBLAGE À TÊTE HEXAGONALE POUR BRIDE
- TORNILLO Y TUERCA PARA BRIDA

**MATERIAL:** AISI 304 - 1.4301

CODE	Measure				€
435012001	M 12 x 50 + dado / nut M 12	70	4	80*	5,78
435016001	M 16 x 65 + dado / nut M 16	154	4	40*	12,53
435020001	M 20 x 80 + dado / nut M 20	300	4	24*	24,76
435024001	M 24 x 100 + dado / nut M 24	610	4	24*	46,64

(\* ) unità minima di vendita / minimum selling quantity

## FOCUS ON

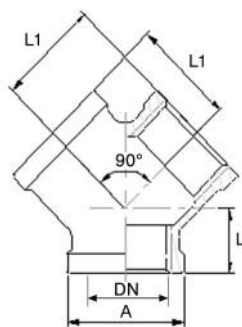
### BULLONI PER FLANGE / BOLTS AND NUTS FOR FLANGES

DN	DN inch	PN6		PN10		PN16		PN25		PN40	
		viti	N° pezzi	viti	N° pezzi	viti	N° pezzi	viti	N° pezzi	viti	N° pezzi
15	1/2"	M10x45	4	M12x50	4	M12x50	4	M12x50	4	M12x50	4
20	3/4"	M10x45	4	M12x50	4	M12x50	4	M12x50	4	M12x50	4
25	1"	M10x45	4	M12x50	4	M12x50	4	M12x50	4	M12x50	4
32	1" 1/4	M12x50	4	M16x65	4	M16x65	4	M16x65	4	M16x65	4
40	1" 1/2	M12x50	4	M16x65	4	M16x65	4	M16x65	4	M16x65	4
50	2"	M12x50	4	M16x65	4	M16x65	4	M16x65	4	M16x65	4
65	2" 1/2	M12x50	4	M16x65	8	M16x65	8	M16x65	8	M16x65	8
80	3"	M16x65	4	M16x65	8	M16x65	8	M16x65	8	M16x65	8
100	4"	M16x65	4	M16x65	8	M16x65	8	M20x80	8	M20x80	8
125	5"	M16x65	8	M16x65	8	M16x65	8	M24x100	8	M24x100	8
150	6"	M16x65	8	M20x80	8	M20x80	8	M24x100	8	M24x100	8
200	8"	M16x65	8	M20x80	8	M20x80	12	M24x100	12	M27x100	12

#### NOTE

M10x45 - M27x100 = Non presenti in assortimento / Absent on product range.





89

A 30 30

## DEVIAZIONE A Y

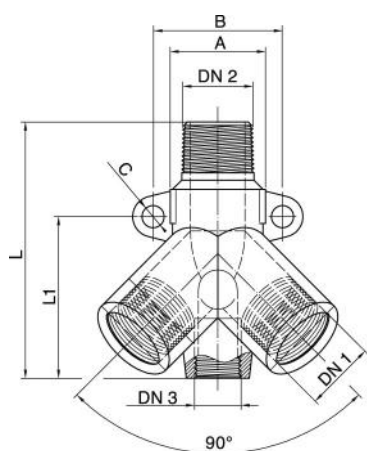
- Y-TEE BANDED
- Y-FITTING MIT INNENGEWINDE
- Y RACCORD
- RACOR "Y"

MATERIAL: AISI 316 - 1.4401 / 1.4408

THREAD: EN 10226-1 (ex ISO 7/1)

RATING: 150 PSI - PN10

CODE	DN	DN inch	A mm	L mm	L1 mm	g		€
089108316	6	1/8"	17	10	17	40	10	6,88
089104316	8	1/4"	21	13	19	64	10	9,62
089308316	10	3/8"	25	14	23	100	10	13,18
089102316	15	1/2"	29	18	27	128	10	17,92
089304316	20	3/4"	35	20	32	193	10	24,11
089100316	25	1"	43	23	38	323	10	37,39
089114316	32	1 1/4"	52	28	46	485	5	61,15
089112316	40	1 1/2"	58	30	48	565	5	70,03
089200316	50	2"	71	34	57	890	1	104,77



89/P

A 30 30

## DEVIAZIONE A Y PER IMPIANTI ARIA COMPRESSA

- Y-TEE BANDED FOR COMPRESSED AIR SYSTEMS
- Y-FITTING MIT INNENGEWINDE FÜR DRUCKLUFT ANLAGE
- Y RACCORD POUR LES SYSTÈMES D'AIR COMPRIMÉ
- RACOR "Y" PARA INSTALACIONES DE AIRE COMPRIMIDO

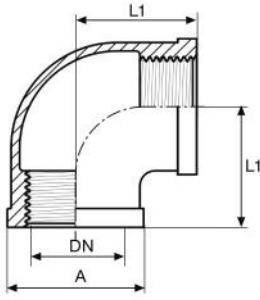
MATERIAL: AISI 316 - 1.4401 / 1.4408

THREAD: EN 10226-1 (ex ISO 7/1)

RATING: 150 PSI - PN10

CODE	DN1 inch	DN2 inch	DN3 inch	L mm	L1 mm	A mm	B mm	C mm	g		€
089102316P	1/2"	1/2"	1/4"	75	47,5	28	38	6,5	300	5	58,70

A 30 30



90

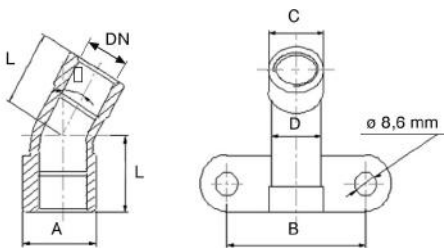
GOMITO 90° FF

- ELBOW 90° F/F
- WINKEL 90° I/I
- COUDE FF 90°
- CODO 90 HH

**MATERIAL:** AISI 316 - 1.4401 / 1.4408  
**THREAD:** EN 10226-1 (ex ISO 7/1)  
**RATING:** 150 PSI - PN10

CODE	DN	DN inch	A mm	L1 mm				€
090108316	6	1/8"	17	19	39	10	450	5,68
090104316	8	1/4"	21,3	21	61	10	300	5,14
090308316	10	3/8"	23,5	21,3	68	10	250	5,68
090102316	15	1/2"	29	27	102	10	100	6,30
090304316	20	3/4"	36	33	164	10	50	9,73
090100316	25	1"	43	38	264	10	70	14,50
090114316	32	1 1/4"	52	45	413	5	45	21,33
090112316	40	1 1/2"	58	50	521	5	30	26,97
090200316	50	2"	71,5	57	808	5	15	46,31
090212316	65	2 1/2"	87	69,7	1183	4	8	100,41
090300316	80	3"	99,5	77	1504	1	8	137,58
090400316	100	4"	126	98,2	2714	1	2	236,87

A 30 30



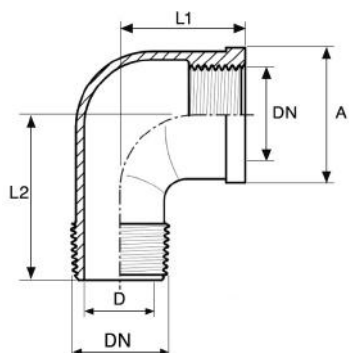
91

GOMITO FF CON FLANGIA

- WALL PLATE ELBOW F/F
- DECKENWINKEL MIT INNENGEWINDE
- COUDE FF AVEC BRIDE
- CODO PLACA

**MATERIAL:** AISI 316 - 1.4401 / 1.4408  
**THREAD:** EN 10226-1 (ex ISO 7/1)  
**RATING:** 150 PSI - PN10

CODE	DN	DN inch	degrees	L mm	A mm	B mm	C mm	D mm			€
091102045	15	1/2"	45°	22,8	28,5	55	27	25	146	5	17,37
091102090	15	1/2"	90°	27,7	28,5	55	27	25	162	5	18,04



92

A 30 30

## GOMITO 90° MF

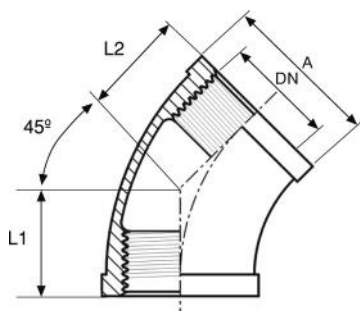
- ELBOW 90° M/F
- WINKEL 90° I/A
- COUDE MF 90°
- CODO 90 MH

MATERIAL: AISI 316 - 1.4401 / 1.4408

THREAD: EN 10226-1 [ex ISO 7/1]

RATING: 150 PSI - PN10

CODE	DN	DN inch	A mm	L1 mm	L2 mm	D mm				€
092108316	6	1/8"	17	19	25	5,5	26	10	600	6,87
092104316	8	1/4"	21	21	28,3	7,6	40	10	400	6,87
092308316	10	3/8"	25	25	32	10	73	10	200	7,09
092102316	15	1/2"	29	28	42	12,7	94	10	120	7,64
092304316	20	3/4"	35	33	50,5	17,7	167	10	60	11,28
092100316	25	1"	43	38	52	24,8	231	10	80	18,05
092114316	32	1 1/4"	52	45	60	33	385	5	45	28,75
092112316	40	1 1/2"	58,8	50	65	38	483	5	30	36,32
092200316	50	2"	71,7	58	74	48,7	791	5	15	47,77
092212316	65	2 1/2"	86,2	69	101	62	1286	2	8	113,30
092300316	80	3"	100	77	114,5	74,5	1925	1	6	176,88
092400316	100	4"	126,5	97	146,5	100	3100	1	3	293,01



121

A 30 30

## GOMITO 45° FF

- ELBOW 45° F/F
- WINKEL 45° I/I
- COUDE FF 45°
- CODO 45 HH

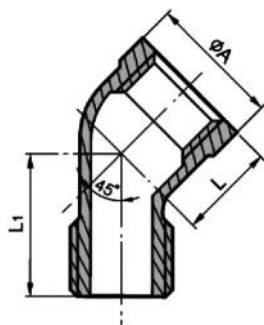
MATERIAL: AISI 316 - 1.4401 / 1.4408

THREAD: EN 10226-1 [ex ISO 7/1]

RATING: 150 PSI - PN10

CODE	DN	DN inch	A mm	L1 mm	L2 mm			€
121108316	6	1/8"	18	18	18	36	10	8,29
121104316	8	1/4"	21	17	17	50	10	8,29
121308316	10	3/8"	25	20	20	87	10	9,61
121102316	15	1/2"	29,5	22	22	105	10	9,89
121304316	20	3/4"	35,6	25	25	147	10	15,15
121100316	25	1"	43	28	28	246	10	20,65
121114316	32	1 1/4"	52,4	33	33	347	5	30,49
121112316	40	1 1/2"	58	36	36	416	5	41,02
121200316	50	2"	72	43	43	673	5	61,69
121212316	65	2 1/2"	87	49	49	948	4	121,36
121300316	80	3"	100	55	55	1232	1	165,19
121400316	100	4"	125,5	64	64	3156	1	291,99

A 30 30



122

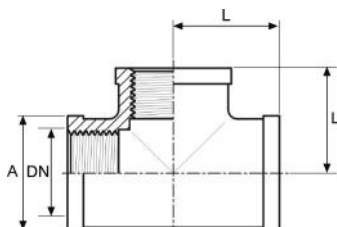
GOMITO 45° MF

- ELBOW 45° M/F
- WINKEL 45° I/A
- COUDE MF 45°
- CODO 45 MH

**MATERIAL:** AISI 316 - 1.4401 / 1.4408  
**THREAD:** EN 10226-1 (ex ISO 7/1)  
**RATING:** 150 PSI - PN10

CODE	DN	DN inch	A mm	L mm	L1 mm			€
122108316	6	1/8"	17	16	21	24	10	4,25
122104316	8	1/4"	21	17	23	42	10	6,08
122308316	10	3/8"	25	19	27	63	10	8,46
122102316	15	1/2"	29	21	31	87	10	11,32
122304316	20	3/4"	35	25	36	135	10	15,86
122100316	25	1"	43	29	42	230	10	28,27
122114316	32	1 1/4"	52	34	49	360	5	40,48
122112316	40	1 1/2"	58	37	51	422	5	47,51
122200316	50	2"	71	42	59	710	5	73,06
122212316	65	2 1/2"	88	49	71	1210	4	141,72
122300316	80	3"	101	54	79	1670	2	192,78
122400316	100	4"	129	65	96	2860	1	318,19

A 30 30



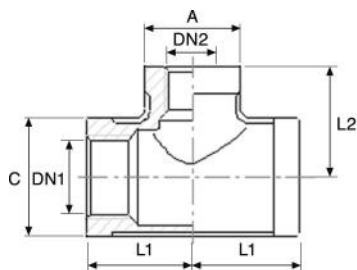
131

TEE NORMALE

- TEE
- T-STÜCK
- TEE
- TE IGUAL

**MATERIAL:** AISI 316 - 1.4401 / 1.4408  
**THREAD:** EN 10226-1 (ex ISO 7/1)  
**RATING:** 150 PSI - PN10

CODE	DN	DN inch	A mm	L mm				€
131108316	6	1/8"	17	19	56	10	300	7,88
131104316	8	1/4"	21,3	21	82	10	200	7,88
131308316	10	3/8"	23,5	23,6	105	10	150	9,05
131102316	15	1/2"	30	28	156	10	70	9,73
131304316	20	3/4"	35	33	229	10	40	12,70
131100316	25	1"	43	38	369	10	50	19,42
131114316	32	1 1/4"	52	45	558	5	30	31,91
131112316	40	1 1/2"	58,5	50	702	5	20	40,18
131200316	50	2"	71,5	58	1082	5	15	62,72
131212316	65	2 1/2"	87	70	1517	2	8	142,20
131300316	80	3"	100	78,5	1856	2	4	204,00
131400316	100	4"	125	97	3170	1	2	311,13



## 132

A 30 30

## TEE RIDOTTO

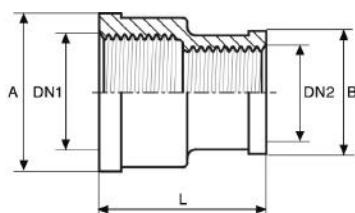
- REDUCING TEE
- T-STÜCK MIT REDUZIERTEM ABGANG
- TEE RÉDUIT
- TE CON SALIDA REDUCIDA

**MATERIAL:** AISI 316 - 1.4401 / 1.4408

**THREAD:** EN 10226-1 (ex ISO 7/1)

**RATING:** 150 PSI - PN10

CODE	DN1 inch	DN2 inch	A mm	C mm	L1 mm	L2 mm	g	kg	€
132104108	1/4"	1/8"	17	21	18	19	66	10	12,18
132308104	3/8"	1/4"	21	23	20	22	70	10	13,87
132102308	1/2"	3/8"	23,5	29	26	25	116	10	15,06
132304102	3/4"	1/2"	30	37	30	32	230	10	19,57
132100102	1"	1/2"	30,5	44	32	33,4	307	10	29,99
132100304	1"	3/4"	35,8	44	35	35	324	10	29,99
132114102	1 1/4"	1/2"	28,8	51,4	34	38	330	5	51,35
132114304	1 1/4"	3/4"	35,8	51,4	38	40	376	5	51,35
132114100	1 1/4"	1"	43,3	51,4	40	42	426	5	51,35
132112102	1 1/2"	1/2"	28,8	57,9	35	42	420	5	64,23
132112304	1 1/2"	3/4"	35,8	57,9	38	43	467	5	64,23
132112100	1 1/2"	1"	43,3	57,9	41	45	517	5	64,23
132112114	1 1/2"	1 1/4"	51,4	57,9	45	48	579	5	64,23
132200102	2"	1/2"	28,8	71	38	48	593	5	100,35
132200304	2"	3/4"	35,8	71	41	49	662	5	100,35
132200100	2"	1"	43,3	71	44	51	740	5	100,35
132200114	2"	1 1/4"	51,4	71	48	54	785	5	100,35
132200112	2"	1 1/2"	57,9	71	52	55	872	5	100,35



## 140

A 30 30

## MANICOTTO RIDOTTO

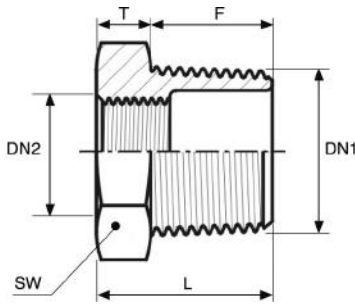
- REDUCTION SOCKET
- REDUZIERMUFFE
- MANCHON RÉDUIT
- MANGUITO REDUCCIÓN

**MATERIAL:** AISI 316 - 1.4401 / 1.4408

**THREAD:** EN 10226-1 (ex ISO 7/1)

**RATING:** 150 PSI - PN10

CODE	DN1 inch	DN2 inch	A mm	B mm	L mm	g	kg	€
140108104	1/4"	1/8"	21,5	19	26	31	10	5,73
140308104	3/8"	1/4"	26	21,5	29	53	10	6,50
140102308	1/2"	3/8"	29	22,4	34	70	10	7,59
140304102	3/4"	1/2"	37	28,1	37	116	10	10,00
140100102	1"	1/2"	43	29,4	42	154	10	15,86
140100304	1"	3/4"	43	32	42	148	10	15,86
140114102	1 1/4"	1/2"	52	29	48	230	10	24,85
140114304	1 1/4"	3/4"	52	35	48	234	5	24,85
140114100	1 1/4"	1"	52,5	39	52	230	5	24,85
140112100	1 1/2"	1"	59	43,5	53	292	5	30,28
140112114	1 1/2"	1 1/4"	59	50	53	298	5	30,28
140200100	2"	1"	72	43	56	456	5	41,73
140200114	2"	1 1/4"	72	52	56	430	5	41,73
140200112	2"	1 1/2"	72	56,7	57	452	5	41,73



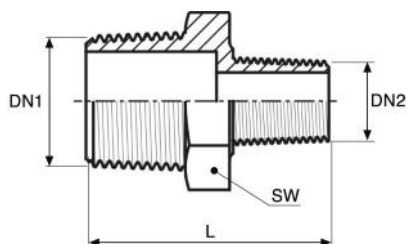
141

RIDUZIONE MF

- HEXAGONAL BUSHING M/F
- 6-KANT REDUZIERSTÜCK
- REDUCTION MF
- TUERCA REDUCCIÓN

**MATERIAL:** AISI 316 - 1.4401 / 1.4408  
**THREAD:** EN 10226-1 (ex ISO 7/1)  
**RATING:** 150 PSI - PN10

CODE	DN1 inch	DN2 inch	L mm	T mm	F mm	SW mm				€
141104108	1/4"	1/8"	15,2	4,4	10,8	16	10	10	1200	4,02
141308108	3/8"	1/8"	16,5	4,1	12,4	18	19	10	800	4,86
141308104	3/8"	1/4"	16,5	4,6	11,9	18	14	10	800	4,86
141102104	1/2"	1/4"	21	5,4	15,6	26	40	10	400	5,07
141102308	1/2"	3/8"	21	5,6	15,4	26	34	10	400	5,07
141304104	3/4"	1/4"	24	6,4	17,6	30	71	10	200	7,47
141304308	3/4"	3/8"	24	6,6	17,4	30	65	10	200	7,47
141304102	3/4"	1/2"	24	6,5	17,5	30	54	10	200	7,47
141100102	1"	1/2"	27	7,3	19,7	35	99	10	150	9,36
141100304	1"	3/4"	27	7,3	19,7	35	77	10	150	9,36
141114102	1 1/4"	1/2"	30	8,1	21,9	45	197	5	80	14,29
141114304	1 1/4"	3/4"	30	8,1	21,9	45	175	5	80	14,29
141114100	1 1/4"	1"	30	8,1	21,9	45	141	5	80	14,29
141112102	1 1/2"	1/2"	38	12,2	25,8	52	312	5	60	19,71
141112304	1 1/2"	3/4"	38	12,2	25,8	52	303	5	60	19,71
141112100	1 1/2"	1"	38	12,2	25,8	52	275	5	60	19,71
141112114	1 1/2"	1 1/4"	38	12,2	25,8	52	202	5	60	19,71
141200100	2"	1"	36	11,2	24,8	63	345	5	35	27,24
141200114	2"	1 1/4"	36	11,2	24,8	63	360	5	35	27,24
141200112	2"	1 1/2"	36	11,2	24,8	63	296	5	35	27,24
141212100	2 1/2"	1"	45	14,1	30,9	81	855	5	15	58,06
141212114	2 1/2"	1 1/4"	45	14,1	30,9	81	796	5	15	58,06
141212112	2 1/2"	1 1/2"	45	14,1	30,9	81	753	5	15	58,06
141212200	2 1/2"	2"	45	14,1	30,9	81	630	5	15	58,06
141300200	3"	2"	47	14	33	95	1041	2	12	83,86
141300212	3"	2 1/2"	47	14	33	95	767	2	12	83,86
141400200	4"	2"	52	12	40	120	1993	2	8	139,15
141400212	4"	2 1/2"	52	12	40	120	1631	2	8	139,15
141400300	4"	3"	52	12	40	120	1493	2	8	139,15



## 145

## VITE DOPPIA RIDOTTA

- HEXAGONAL NIPPLE REDUCED
- 6-KANT DOPPELNIPPEL REDUZIERT
- MAMELON RÉDUIT
- MACHÓN REDUCIDO

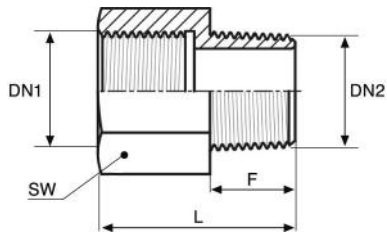
**MATERIAL:** AISI 316 - 1.4401 / 1.4408

**THREAD:** EN 10226-1 (ex ISO 7/1)

**RATING:** 150 PSI - PN10

CODE	DN1 inch	DN2 inch	L mm	SW mm	g			€
145104108	1/4"	1/8"	34	18	29	10	600	5,80
145308108	3/8"	1/8"	35	21	43	10	400	6,69
145308104	3/8"	1/4"	35,5	21	42	10	400	6,69
145102104	1/2"	1/4"	34	26	53	10	200	7,35
145102308	1/2"	3/8"	41	26	63	10	200	7,35
145304104	3/4"	1/4"	37	30	70	10	100	9,36
145304308	3/4"	3/8"	37	30	75	10	100	9,36
145304102	3/4"	1/2"	45	30	105	10	100	9,36
145100102	1"	1/2"	44,2	35	115	10	150	12,05
145100304	1"	3/4"	50	37	146	10	150	12,05
145114102	1 1/4"	1/2"	48	46	199	5	80	21,00
145114304	1 1/4"	3/4"	52	46	219	5	80	21,00
145114100	1 1/4"	1"	54	46	227	5	80	21,00
145112304	1 1/2"	3/4"	53	50	250	5	60	25,57
145112100	1 1/2"	1"	53	50	242	5	60	25,57
145112114	1 1/2"	1 1/4"	59	51,5	311	5	60	25,57
145200100	2"	1"	57	63	361	5	60	34,53
145200114	2"	1 1/4"	58	63	379	5	60	34,53
145200112	2"	1 1/2"	65,4	64	432	5	50	34,53
145212100	2 1/2"	1"	63	80	700	5	20	69,91
145212114	2 1/2"	1 1/4"	66	80	730	5	20	69,91
145212112	2 1/2"	1 1/2"	66	80	739	5	20	69,91
145212200	2 1/2"	2"	77	76,3	934	5	20	69,91
145300200	3"	2"	74	95	1069	2	12	101,05
145300212	3"	2 1/2"	84	92,5	1381	2	12	101,05
145400200	4"	2"	82	125	1754	2	4	157,82
145400212	4"	2 1/2"	82	125	1750	2	4	157,82
145400300	4"	3"	94	117,4	2200	2	4	157,82

A 30 30



## 146

## MANICOTTO MF (PROLUNGA)

- HEX. NEG. BUSHUNG F/M
- MUFFENNIPPEL
- MANCHON DE PROLONGEMENT
- MANGUITO HM

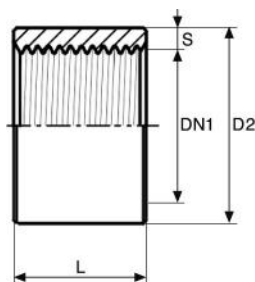
**MATERIAL:** AISI 316 - 1.4401 / 1.4408

**THREAD:** EN 10226-1 (ex ISO 7/1)

**RATING:** 150 PSI - PN10

CODE	DN1 inch	DN2 inch	L mm	F mm	SW mm	g	kg	€
146104108	1/4"	1/8"	27	10,8	17	23	10	9,41
146104104	1/4"	1/4"	28,5	12	17	26	10	9,41
146308104	3/8"	1/4"	30,5	11,9	21	38	10	11,22
146308308	3/8"	3/8"	31	12,3	21	43	10	11,66
146102308	1/2"	3/8"	34,5	12,3	26	64	10	19,89
146102102	1/2"	1/2"	37,5	14,6	26	73	10	19,89
146304102	3/4"	1/2"	38,5	15,6	32	102	10	20,06
146304304	3/4"	3/4"	41	17,5	32	280	10	20,41
146100304	1"	3/4"	44	17,5	38	127	10	27,12
146100100	1"	1"	46	20,1	38	300	5	27,66
146114100	1"1/4	1"	47	20	50	240	5	33,63
146114114	1"1/4	1"1/4	49	22	50	389	5	34,24
146112114	1"1/2	1"1/4	50	22,3	54	263	5	46,40
146112112	1"1/2	1"1/2	51	23,5	54	400	5	47,29
146200112	2"	1"1/2	54	23,1	68	533	5	52,64
146200200	2"	2"	57	26,5	68	537	5	53,64



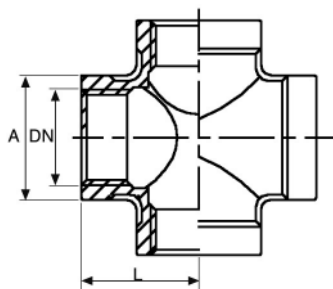
**168/316L****MEZZO MANICOTTO**

- HALF SOCKET
- MUFFE H.L.
- DEMI MANCHON
- MEDIO MANGUITO

**Da tubo S.S.**  
**From seamless pipe**

**MATERIAL:** AISI 316L - 1.4404  
**DIMENSION:** UNI/DIN EN 10241 [ex DIN 2986]  
**THREAD:** EN 10226-1 [ex ISO 7/1]  
**RATING:** 150 PSI - PN10

CODE	DN	DN1 inch	D2 mm	L mm	S mm			€
168108316	6	1/8"	15	8	2,35	7	10	3,26
168104316	8	1/4"	18,5	11	2,40	12	10	3,26
168308316	10	3/8"	21,3	12	2,05	14	10	3,44
168102316	15	1/2"	26,6	15	2,65	26	10	4,99
168304316	20	3/4"	31,8	17	2,45	36	10	5,81
168100316	25	1"	39,5	20	2,90	64	10	9,74
168114316	32	1 1/4"	48,3	22	2,95	88	5	15,67
168112316	40	1 1/2"	54,5	22	3,10	105	5	18,20
168200316	50	2"	66,2	26	2,95	164	5	26,68
168212316	65	2 1/2"	82	30	2,95	245	1	53,51
168300316	80	3"	95	34	3,05	312	1	54,22
168400316	100	4"	121,4	40	3,55	630	1	85,68

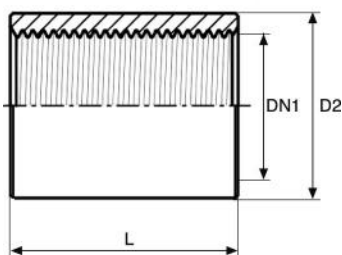
**180****CROCE FEMMINA**

- CROSS
- KREUZSTÜCK
- CROIX
- CRUZ

**MATERIAL:** AISI 316 - 1.4401 / 1.4408  
**THREAD:** EN 10226-1 [ex ISO 7/1]  
**RATING:** 150 PSI - PN10

CODE	DN	DN inch	A mm	L mm			€
180108316	6	1/8"	15,2	17	38	10	14,16
180104316	8	1/4"	19,7	18,5	72	10	14,16
180308316	10	3/8"	23,3	22,9	103	10	16,76
180102316	15	1/2"	28	26,8	144	10	18,58
180304316	20	3/4"	34,8	32	249	10	26,67
180100316	25	1"	43,6	37,5	435	10	35,29
180114316	32	1 1/4"	53	45,9	701	5	58,37
180112316	40	1 1/2"	58	47,6	754	5	68,75
180200316	50	2"	71	58	1258	2	110,59
180212316	65	2 1/2"	87	69	1770	2	210,49
180300316	80	3"	99	77	2031	1	295,69
180400316	100	4"	125	97	3490	1	454,78

A 30 30



## 268/304L

### MANICOTTO

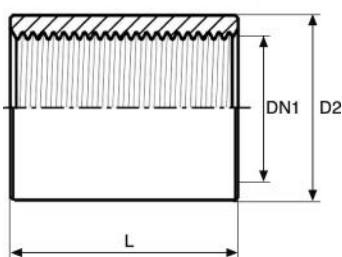
- SOCKET
- MUFFE G.L.
- MANCHON
- MANGUITO

**MATERIAL:** AISI 304L - 1.4307  
**DIMENSION:** UNI/DIN EN 10241 (ex DIN 2986)  
**THREAD:** EN 10226-1 (ex ISO 7/1)  
**RATING:** 150 PSI - PN10

Da tubo S.S.  
From seamless pipe

CODE	DN	DN1 inch	D2 mm	L mm	S mm				€
268108304	6	1/8"	15	17	2,35	15	10	800	4,69
268104304	8	1/4"	18,5	25	2,40	30	10	500	4,69
268308304	10	3/8"	21,3	26	2,05	34	10	400	5,35
268102304	15	1/2"	26,6	34	2,65	68	10	240	6,42
268304304	20	3/4"	31,8	36	2,45	83	10	140	8,36
268100304	25	1"	39,5	43	2,90	137	10	150	12,68
268114304	32	1 1/4"	48,3	48	2,95	226	5	100	20,77
268112304	40	1 1/2"	54,5	48	3,10	266	5	70	23,44
268200304	50	2"	66,2	56	2,95	352	5	50	31,85
268212304	65	2 1/2"	82	65	2,95	530	1	24	72,79
268300304	80	3"	95	71	3,05	650	1	18	86,09
268400304	100	4"	121,4	83	3,55	1305	1	10	133,46

A 30 30



## 268/316L

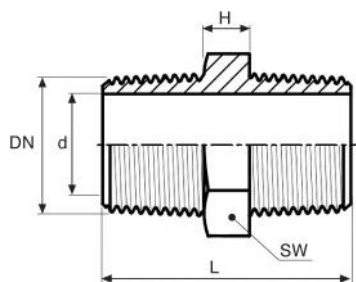
### MANICOTTO

- SOCKET
- MUFFE G.L.
- MANCHON
- MANGUITO

**MATERIAL:** AISI 316L - 1.4404  
**DIMENSION:** UNI/DIN EN 10241 (ex DIN 2986)  
**THREAD:** EN 10226-1 (ex ISO 7/1)  
**RATING:** 150 PSI - PN10

Da tubo S.S.  
From seamless pipe

CODE	DN	DN1 inch	D2 mm	L mm	S mm				€
268108316	6	1/8"	15	17	2,35	15	10	800	5,46
268104316	8	1/4"	18,5	25	2,40	30	10	500	5,46
268308316	10	3/8"	21,3	26	2,05	34	10	400	6,29
268102316	15	1/2"	26,6	34	2,65	68	10	240	7,72
268304316	20	3/4"	31,8	36	2,45	83	10	140	10,00
268100316	25	1"	39,5	43	2,90	137	10	150	15,03
268114316	32	1 1/4"	48,3	48	2,95	226	5	100	24,29
268112316	40	1 1/2"	54,5	48	3,10	266	5	70	27,73
268200316	50	2"	66,2	56	2,95	352	5	50	38,10
268212316	65	2 1/2"	82	65	2,95	530	1	24	84,73
268300316	80	3"	95	71	3,05	650	1	18	102,86
268400316	100	4"	121,4	83	3,55	1305	1	10	159,75



## 280

## VITE DOPPIA

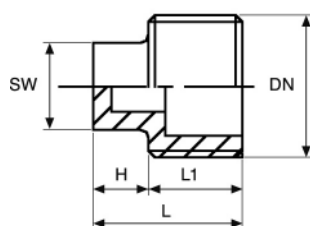
- HEXAGON NIPPLE
- 6-KANT DOPPELNIPPEL
- MAMELON DOUBLE
- MACHÓN DOBLE

**MATERIAL:** AISI 316 - 1.4401 / 1.4408

**THREAD:** EN 10226-1 (ex ISO 7/1)

**RATING:** 150 PSI - PN10

CODE	DN	DN inch	L mm	H mm	d mm	SW mm				€
280108316	6	1/8"	23,6	6	4,3	12	12	10	700	4,38
280104316	8	1/4"	27,8	6	7	16	22	10	600	4,38
280308316	10	3/8"	29	6	9,4	19	39	10	400	5,07
280102316	15	1/2"	35	6	13,7	22	50	10	200	5,31
280304316	20	3/4"	40	8	19	30	84	10	100	6,87
280100316	25	1"	46	7,5	25,5	36	120	10	130	9,36
280114316	32	1"1/4	52,5	10	32	46	230	5	80	16,29
280112316	40	1"1/2	54	11	38,5	50	261	5	60	21,65
280200316	50	2"	62	13,2	50,2	64,5	399	5	40	26,42
280212316	65	2"1/2	70	13	63,8	79,5	698	2	18	68,45
280300316	80	3"	78,4	15	77	90	898	2	12	89,78
280400316	100	4"	94	17,6	102	120	1192	1	4	142,25



## 291

## TAPPO MASCHIO TESTA QUADRA

- SQUARE PLUG
- 4-KANT STOPFEN
- BOUCHON M. CARRÉ
- TAPÓN MACHO CUADRADA

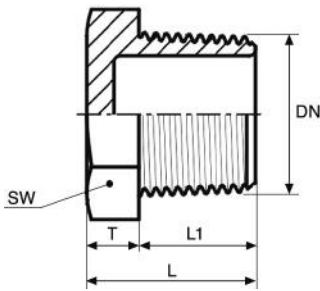
**MATERIAL:** AISI 316 - 1.4401 / 1.4408

**THREAD:** EN 10226-1 (ex ISO 7/1)

**RATING:** 150 PSI - PN10

CODE	DN	DN inch	L mm	L1 mm	H mm	SW mm			€
291108316	6	1/8"	16,5	12,5	6,5	6 x 6	9	10	3,37
291104316	8	1/4"	20	12	8	9 x 9	17	10	3,37
291308316	10	3/8"	23	13	10	11 x 11	30	10	4,79
291102316	15	1/2"	25	15,5	9,5	13 x 13	37	10	5,39
291304316	20	3/4"	27	17	10	16 x 16	45	10	6,50
291100316	25	1"	32	20	12	20 x 20	95	10	9,30
291114316	32	1"1/4	35	22	13	24 x 24	137	5	15,97
291112316	40	1"1/2	36	22	14	25 x 25	151	5	20,45
291200316	50	2"	38	24	14	32 x 32	242	5	28,21
291212316	65	2"1/2	48	30	18	42 x 42	617	1	62,45
291300316	80	3"	52	34	18	46 x 46	913	1	96,06
291400316	100	4"	62	39,5	22,5	58 x 58	1588	1	183,89

A 30 30



## 292

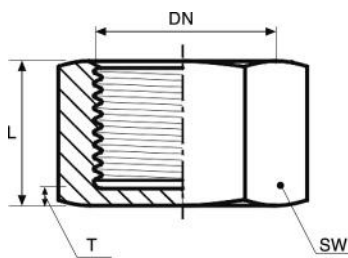
### TAPPO MASCHIO TESTA ESAGONALE

- HEXAGONAL PLUG
- 6-KANT STOPFEN
- BOUCHON M. HEXAGONAL
- TAPÓN MACHO HEXAGONAL

**MATERIAL:** AISI 316 - 1.4401 / 1.4408  
**THREAD:** EN 10226-1 (ex ISO 7/1)  
**RATING:** 150 PSI - PN10

CODE	DN	DN inch	L mm	L1 mm	T mm	SW mm	g	kg	box	€
292108316	6	1/8"	17	12	5	12	12	10	1000	3,82
292104316	8	1/4"	17,5	12,5	5,5	16	20	10	800	3,37
292308316	10	3/8"	18	12	6	20	36	10	600	3,91
292102316	15	1/2"	25	16,5	8,5	24	51	10	300	4,42
292304316	20	3/4"	26	17,5	8,5	30	76	10	200	7,44
292100316	25	1"	29	20,5	8,5	38	119	10	120	9,36
292114316	32	1 1/4"	35	26,5	8,5	46	213	5	75	17,52
292112316	40	1 1/2"	38	26,5	11,5	52	297	5	60	25,12
292200316	50	2"	39	27,5	11,5	65	440	5	30	34,89
292212316	65	2 1/2"	44	30,5	13,5	81	806	3	15	64,99
292300316	80	3"	54	40,5	13,5	94	1164	2	12	94,04
292400316	100	4"	55	40,5	14,5	119	1961	2	10	159,86

A 30 30



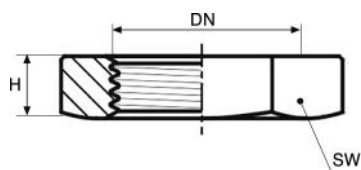
## 300

### CALOTTA ESAGONALE

- HEXAGONAL CAP
- 6-KANT KAPPE
- BOUCHON FEMELLE HEXAGONALE
- TAPÓN HEMBRA HEXAGONAL

**MATERIAL:** AISI 316 - 1.4401 / 1.4408  
**THREAD:** EN 10226-1 (ex ISO 7/1)  
**RATING:** 150 PSI - PN10

CODE	DN	DN inch	L mm	T mm	SW mm	g	kg	€
300108316	6	1/8"	14	3	15	12	10	3,77
300104316	8	1/4"	18	3	18	21	10	3,77
300308316	10	3/8"	19	3	21	32	10	4,60
300102316	15	1/2"	21	3	27	58	10	5,76
300304316	20	3/4"	24	4	30	67	10	6,95
300100316	25	1"	25	4	38	116	10	10,37
300114316	32	1 1/4"	28	4,5	50	231	5	19,55
300112316	40	1 1/2"	28	4,5	55	254	5	22,12
300200316	50	2"	34	4	70	506	5	35,10
300212316	65	2 1/2"	40	6,5	92	1207	2	81,34
300300316	80	3"	45	6	109	1925	2	126,59
300400316	100	4"	50	6	132	2693	1	187,49



## 310

A 30 30



## CONTRODADO

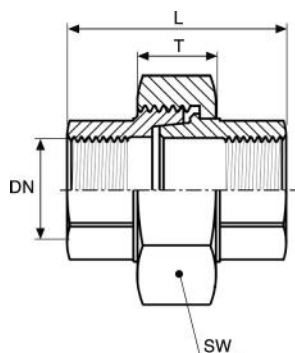
- BACK NUT
- 6-KANT GEGENMUTTER
- CONTRE ECROU
- CONTRATUERCA

**MATERIAL:** AISI 316 - 1.4401 / 1.4408

**THREAD:** ISO 228/1 (ex DIN 259)

**RATING:** 150 PSI - PN10

CODE	DN	DN inch	H mm	SW mm			€
310108316	6	1/8"	6,2	14	18	10	3,44
310104316	8	1/4"	7	23	19	10	3,44
310308316	10	3/8"	8	26	22	10	3,76
310102316	15	1/2"	10	31	39	10	4,73
310304316	20	3/4"	11	37	56	10	5,49
310100316	25	1"	10	46	79	10	7,59
310114316	32	1 1/4"	11	55	110	5	11,20
310112316	40	1 1/2"	12	63	154	5	14,79
310200316	50	2"	13	76	227	5	21,51
310212316	65	2 1/2"	16	95	450	1	45,19
310300316	80	3"	19	105	575	1	55,71
310400316	100	4"	20	131	775	1	82,13



## 330

A 30 30




## GIUNTO A 3 PEZZI FF

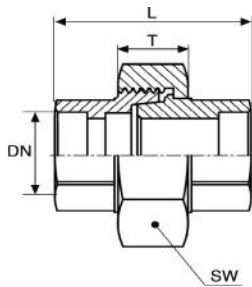
- UNION CONICAL F/F
- VERSCHRAUBUNG I/I
- MANCHON UNION FF CONIQUE
- ENLACE 3 PIEZAS CÓNICA

**MATERIAL:** AISI 316 - 1.4401 / 1.4408

**THREAD:** EN 10226-1 (ex ISO 7/1)



**RATING:** 150 PSI - PN10

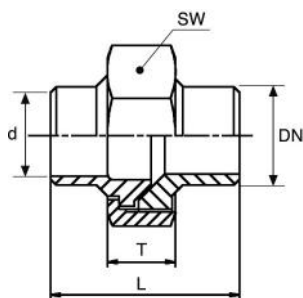
CODE	DN	DN inch	L mm	T mm	SW mm				€
330108316	6	1/8"	29	13,5	25	54	10	300	16,38
330104316	8	1/4"	37,5	13,5	30	101	10	150	16,38
330308316	10	3/8"	40,5	15	35	128	10	100	18,20
330102316	15	1/2"	44	17	42	198	10	70	18,20
330304316	20	3/4"	50	19	47	253	10	50	23,04
330100316	25	1"	48	20,5	53	285	10	60	31,39
330114316	32	1 1/4"	59	23	71	700	5	35	57,65
330112316	40	1 1/2"	65	25,5	77	815	5	35	70,67
330200316	50	2"	69	27,5	92	1205	5	15	94,43
330212316	65	2 1/2"	80	28,5	112	1879	2	10	179,56
330300316	80	3"	88	30	126	2591	1	8	258,06
330400316	100	4"	108	38	157	4340	1	4	420,89

**340****A 30 30****GIUNTO A 3 PEZZI A SALDARE A TASCA**

- UNION CONICAL SOCKET WELDED
- VERSCHRAUBUNG ZUM EINSTECKSCHWEISSEN
- MANCHON UNION A SOUDER
- ENLACE 3 PIEZAS SOLDAR CÓNICA



**MATERIAL:** AISI 316 - 1.4401 / 1.4408**RATING:** 150 PSI - PN10

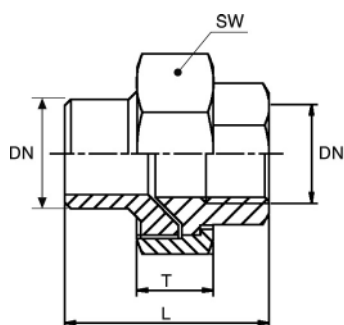
CODE	DN	DN inch/mm	L mm	T mm	SW mm			€
340108316	6	1/8" - 11	29	13,5	25	50	10	32,39
340104316	8	1/4" - 14,4	37,5	13,5	30	98	10	32,39
340308316	10	3/8" - 17,8	38	15,5	35	121	10	36,01
340102316	15	1/2" - 22	42	17	42	199	10	41,53
340304316	20	3/4" - 27,4	50,4	19	47	265	10	52,60
340100316	25	1" - 34,1	48	20,5	53	301	10	69,20
340114316	32	1 1/4" - 42,9	59	23	71	721	5	117,95
340112316	40	1 1/2" - 48,9	65	26	78	799	5	144,51
340200316	50	2" - 61,4	69	28,5	92	1200	1	193,26
340212316	65	2 1/2" - 74,1	80	28,5	112	1868	1	364,19
340300316	80	3" - 90,1	88	30	127	2561	1	523,10

**340/BW****A 30 30****GIUNTO A 3 PEZZI A SALDARE DI TESTA**

- UNION CONICAL BUTT WELDING
- VERSCHRAUBUNG ZUM ANSCHWEISSEN
- RACCORD UNION A SOUDER B.W.
- ENLACE 3 PIEZAS PARA SOLDAR CÓNICA

**MATERIAL:** AISI 316 - 1.4401 / 1.4408**RATING:** 150 PSI - PN10

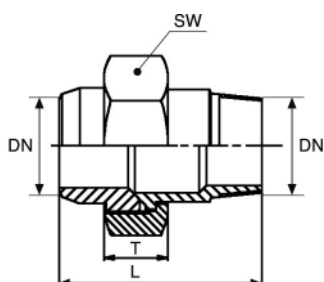
CODE	DN	DN inch	d mm	L mm	T mm	SW mm			€
3403080BW	10	3/8"	12,7	38	15,5	35	104	10	34,98
3401020BW	15	1/2"	16,7	42	17	42	173	10	44,00
3403040BW	20	3/4"	21,5	50,4	19	47	233	10	56,47
3401000BW	25	1"	26,5	48	20,5	53	329	10	73,14
3401140BW	32	1 1/4"	35,8	59	23	71	635	5	122,64
3401120BW	40	1 1/2"	42	64	26	78	668	5	152,77
3402000BW	50	2"	53,3	69	28,5	92	1039	1	192,17

**340/FBW****A 30 30****GIUNTO A 3 PEZZI F A SALDARE DI TESTA**

- UNION CONICAL FEMALE BUTT WELDING
- VERSCHRAUBUNG ZUM ANSCHWEISSEN MIT INNENGEWINDE
- RACCORD UNION FEMELLE A SOUDER B.W.
- ENLACE 3 PIEZAS H PARA SOLDAR CÓNICA

**MATERIAL:** AISI 316 - 1.4401 / 1.4408**THREAD:** EN 10226-1 (ex ISO 7/1)**RATING:** 150 PSI - PN10

CODE	DN	DN inch	L mm	T mm	SW mm	g	kg	€
340308FBW	10	3/8"	38	15,5	35	109	10	36,01
340102FBW	15	1/2"	42	17	42	188	10	42,41
340304FBW	20	3/4"	50,4	19	47	270	10	55,92
340100FBW	25	1"	48	20,5	53	320	10	73,14
340114FBW	32	1 1/4"	59	23	71	666	5	127,16
340112FBW	40	1 1/2"	64	26	78	726	5	153,10
340200FBW	50	2"	69	28,5	92	1126	1	207,69

**340/MBW****A 30 30****GIUNTO A 3 PEZZI M A SALDARE DI TESTA**

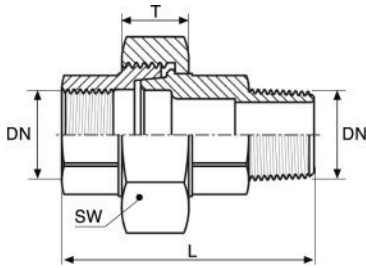
- UNION CONICAL MALE BUTT WELDING
- VERSCHRAUBUNG ZUM ANSCHWEISSEN MIT AUSSENGEWINDE
- RACCORD UNION MALE A SOUDER B.W.
- ENLACE 3 PIEZAS M PARA SOLDAR CÓNICA

**MATERIAL:** AISI 316 - 1.4401 / 1.4408**THREAD:** EN 10226-1 (ex ISO 7/1)**RATING:** 150 PSI - PN10

CODE	DN	DN inch	L mm	T mm	SW mm	g	kg	€
340308MBW	10	3/8"	50	15,5	35	129	10	41,53
340102MBW	15	1/2"	58,4	17	42	209	10	49,25
340304MBW	20	3/4"	66	19	47	308	10	65,81
340100MBW	25	1"	64,4	20,5	53	399	10	87,59
340114MBW	32	1 1/4"	83	23	71	827	5	147,35
340112MBW	40	1 1/2"	86,3	26	78	925	5	183,82
340200MBW	50	2"	94	28,5	92	1432	1	231,35



A 30 30



### 341

#### GIUNTO A 3 PEZZI MF

- UNION CONICAL M/F
- VERSCHRAUBUNG I/A
- MANCHON UNION MF
- ENLACE 3 PIEZAS MH CÓNICA

**MATERIAL:** AISI 316 - 1.4401 / 1.4408

**THREAD:** EN 10226-1 (ex ISO 7/1)

**RATING:** 150 PSI - PN10

CODE	DN	DN inch	L mm	T mm	SW mm			€
341108316	6	1/8"	40	13,5	25	59	10	17,93
341104316	8	1/4"	50	13,5	30	108	10	17,93
341308316	10	3/8"	50	15,5	35	133	10	20,02
341102316	15	1/2"	58	17	42	230	10	21,51
341304316	20	3/4"	67	19	47	332	10	30,09
341100316	25	1"	68,3	20,5	53	403	10	35,34
341114316	32	1"1/4	83	23	71	865	5	70,39
341112316	40	1"1/2	86,3	26	78	978	5	81,94
341200316	50	2"	94	28,5	92	1509	5	108,96
341212316	65	2"1/2	113,3	28,5	112	2457	2	207,69
341300316	80	3"	127	30	126	3450	1	306,48
341400316	100	4"	154,5	38	157	5720	1	511,07

A 30 30

### 342

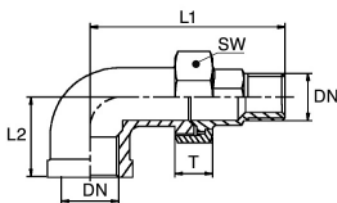
#### BOCCHETTONE CURVO MF

- UNION CONICAL ELBOW M/F
- WINKEL KUPPLUNG I/A
- COUDE UNION MF
- ENLACE 3 PIEZAS CURVA MH

**MATERIAL:** AISI 316 - 1.4401 / 1.4408

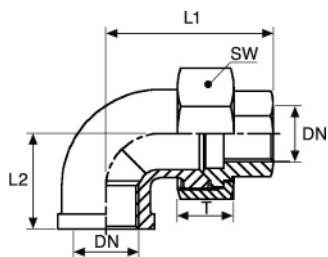
**THREAD:** EN 10226-1 (ex ISO 7/1)

**RATING:** 150 PSI - PN10



CODE	DN	DN inch	L1 mm	L2 mm	T mm	SW mm			€
342104316	8	1/4"	58,6	21	13,5	30	147	10	31,49
342308316	10	3/8"	61	25	15,5	35	187	10	34,09
342102316	15	1/2"	71	28	17	42	269	10	38,56
342304316	20	3/4"	78,7	33	19	47	409	10	49,37
342100316	25	1"	88,4	38	20,5	53	602	10	63,60
342114316	32	1"1/4	102,9	45	23	71	1142	5	108,59
342112316	40	1"1/2	110,3	50	26	77	1315	3	161,24
342200316	50	2"	119,4	58	28,5	92	1992	2	186,10





## 343

A 30 30

## BOCCHETTONE CURVO FF

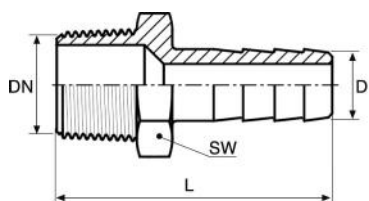
- UNION CONICAL ELBOW F/F
- WINKEL KUPPLUNG I/I
- COUDE UNION FF
- ENLACE 3 PIEZAS CURVA HH

**MATERIAL:** AISI 316 - 1.4401 / 1.4408

**THREAD:** EN 10226-1 (ex ISO 7/1)

**RATING:** 150 PSI - PN10

CODE	DN	DN inch	L1 mm	L2 mm	T mm	SW mm	g	kg	€
343104316	8	1/4"	46,2	21	13,5	30	139	10	31,28
343308316	10	3/8"	49	25	15,5	35	164	10	33,03
343102316	15	1/2"	56	28	17	42	266	10	37,67
343304316	20	3/4"	62,7	33	19	47	364	10	46,64
343100316	25	1"	68	38	20,5	53	598	10	60,33
343114316	32	1"1/4"	79,5	45	23	71	1009	5	98,92
343112316	40	1"1/2"	88	50	26	78	1181	5	117,86
343200316	50	2"	93,8	58	28,5	92	1847	2	166,12



## 344

A 30 30

## PORTAGOMMA M

- HOSE NIPPLE
- SCHLAUCHNIPPEL
- TETON M
- ENTRONQUE MANGUERA

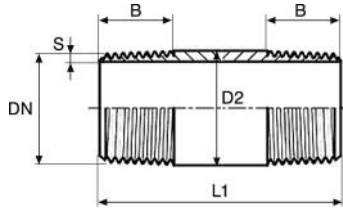
**MATERIAL:** AISI 316 - 1.4401 / 1.4408

**THREAD:** EN 10226-1 (ex ISO 7/1)

**RATING:** 150 PSI - PN10

CODE	DN	DN inch	D mm	L mm	SW mm	g	kg	€
344108316	6	1/8"	7	45	12,5	15	10	8,47
344104316	8	1/4"	9	47	16,5	31	10	7,84
344308316	10	3/8"	11	55	20	41	10	9,41
344102316	15	1/2"	13	64	23,5	71	10	11,79
344304316	20	3/4"	16	68	31	118	10	17,13
344100316	25	1"	25	71	38,5	235	5	21,18
344114316	32	1"1/4"	33	80	46	267	5	29,78
344112316	40	1"1/2"	39	95	52	428	5	37,67
344200316	50	2"	51	105	62	666	5	59,76

A 30 30



### 530/304L

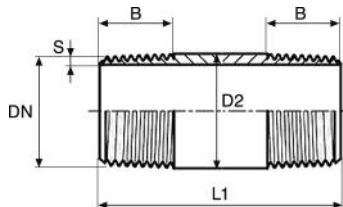
#### VITE DI ALLUNGAMENTO (BARILOTTO) DA TUBO SALDATO

- BARREL NIPPLE
- ROHRDOPPELNIPPEL
- MAMELON
- ENTRONQUE DOBLE TUBO SOLDADO

**MATERIAL:** AISI 304L - 1.4307  
**DIMENSION:** UNI/DIN EN 10241 (ex DIN 2986)  
**THREAD:** EN 10226-1 (ex ISO 7/1)  
**RATING:** 150 PSI - PN10

CODE	DN	DN inch	D2 mm	S mm	L1 mm	B mm				€
530108304	6	1/8"	10,3	2	35	10	13	10	500	7,84
530104304	8	1/4"	13,7	2,3	40	10	20	10	400	8,24
530308304	10	3/8"	17,2	2,3	40	10	27	10	200	9,62
530102304	15	1/2"	21,3	2,6	60	13	61	10	200	10,84
530304304	20	3/4"	26,9	2,6	60	15	71	10	150	11,64
530100304	25	1"	33,7	3,2	60	17	110	10	100	16,06
530114304	32	1 1/4"	42,4	3,2	80	19	190	8	80	22,81
530112304	40	1 1/2"	48,3	3,2	80	19	220	8	48	24,23
530200304	50	2"	60,3	3,6	100	23	400	6	36	35,29
530212304	65	2 1/2"	76,1	3,6	100	27	490	1	18	56,03
530300304	80	3"	88,9	4	120	30	770	1	12	78,16
530400304	100	4"	114,3	4,5	120	36	900	1	12	143,44

A 30 30



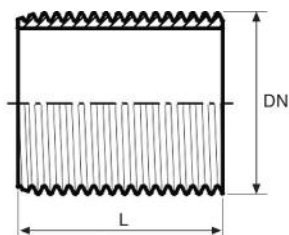
### 530/316L

#### VITE DI ALLUNGAMENTO (BARILOTTO) DA TUBO SALDATO

- BARREL NIPPLE
- ROHRDOPPELNIPPEL
- MAMELON
- ENTRONQUE DOBLE TUBO SOLDADO

**MATERIAL:** AISI 316L - 1.4404  
**DIMENSION:** UNI/DIN EN 10241 (ex DIN 2986)  
**THREAD:** EN 10226-1 (ex ISO 7/1)  
**RATING:** 150 PSI - PN10

CODE	DN	DN inch	D2 mm	S mm	L1 mm	B mm				€
530108316	6	1/8"	10,3	2	35	10	13	10	500	9,25
530104316	8	1/4"	13,7	2,3	40	10	20	10	400	9,74
530308316	10	3/8"	17,2	2,3	40	10	27	10	200	11,32
530102316	15	1/2"	21,3	2,6	60	13	61	10	200	12,81
530304316	20	3/4"	26,9	2,6	60	15	71	10	150	13,20
530100316	25	1"	33,7	3,2	60	17	110	10	100	19,99
530114316	32	1 1/4"	42,4	3,2	80	19	190	8	80	29,77
530112316	40	1 1/2"	48,3	3,2	80	19	220	8	48	32,24
530200316	50	2"	60,3	3,6	100	23	400	6	36	49,25
530212316	65	2 1/2"	76,1	3,6	100	27	490	1	18	75,97
530300316	80	3"	88,9	4	120	30	770	1	12	109,21
530400316	100	4"	114,3	4,5	120	36	900	1	12	188,71



## 531



## NIPPO SEMPLICE

- PARALLEL NIPPLE
- GEWINDENIPPEL
- MAMELON SIMPLE
- MANGUITO INTERIOR

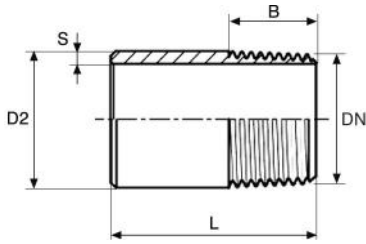
**MATERIAL:** AISI 316 - 1.4401 / 1.4408

**THREAD:** ISO 228/1 (ex DIN 259)

**RATING:** 150 PSI - PN10

CODE	DN	DN inch	L mm	 g		€
531104316	8	1/4"	18	7	10	15,40
531308316	10	3/8"	22	12	10	15,51
531102316	15	1/2"	25	17	10	16,65
531304316	20	3/4"	30	24	10	22,04
531100316	25	1"	35	49	10	24,51
531114316	32	1"1/4	38	70	10	30,61
531112316	40	1"1/2	38	95	10	39,52
531200316	50	2"	45	127	5	54,30

A 30 30



## 600/304L

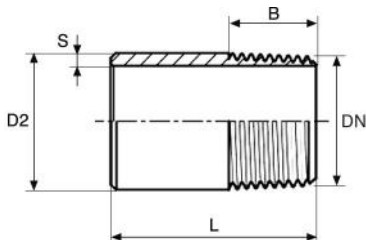
### TRONCHETTO DA TUBO SALDATO

- WELDING NIPPLE
- ANSCHWEISSENDE
- DEMI MAMELON
- ENTRONQUE TUBO SOLDADO

**MATERIAL:** AISI 304L - 1.4307  
**DIMENSION:** UNI/DIN EN 10241 (ex DIN 2986)  
**THREAD:** EN 10226-1 (ex ISO 7/1)  
**RATING:** 150 PSI - PN10

CODE	DN	DN inch	D2 mm	S mm	L mm	B mm				€
600108304	6	1/8"	10,3	2	30	10	11	10	500	3,32
600104304	8	1/4"	13,7	2,3	30	10	15	10	500	3,32
600308304	10	3/8"	17,2	2,3	30	10	23	10	400	3,32
600102304	15	1/2"	21,3	2,6	35	13	33	10	400	4,38
600304304	20	3/4"	26,9	2,6	40	15	52	10	200	5,62
600100304	25	1"	33,7	3,2	40	17	77	10	200	5,99
600114304	32	1 1/4"	42,4	3,2	50	19	120	10	100	8,61
600112304	40	1 1/2"	48,3	3,2	50	19	150	5	100	9,26
600200304	50	2"	60,3	3,6	50	23	200	5	50	12,81
600212304	65	2 1/2"	76,1	3,6	60	27	310	1	36	41,16
600300304	80	3"	88,9	4	70	30	470	1	6	67,49
600400304	100	4"	114,3	4,5	80	36	760	1	6	120,61

A 30 30



## 600/316L

### TRONCHETTO DA TUBO SALDATO

- WELDING NIPPLE
- ANSCHWEISSENDE
- DEMI MAMELON
- ENTRONQUE TUBO SOLDADO

**MATERIAL:** AISI 316L - 1.4404  
**DIMENSION:** UNI/DIN EN 10241 (ex DIN 2986)  
**THREAD:** EN 10226-1 (ex ISO 7/1)  
**RATING:** 150 PSI - PN10

CODE	DN	DN inch	D2 mm	S mm	L mm	B mm				€
600108316	6	1/8"	10,3	2	30	10	11	10	500	4,45
600104316	8	1/4"	13,7	2,3	30	10	15	10	500	4,45
600308316	10	3/8"	17,2	2,3	30	10	23	10	400	4,45
600102316	15	1/2"	21,3	2,6	35	13	33	10	400	4,80
600304316	20	3/4"	26,9	2,6	40	15	52	10	200	6,11
600100316	25	1"	33,7	3,2	40	17	77	10	200	6,97
600114316	32	1 1/4"	42,4	3,2	50	19	120	10	100	16,49
600112316	40	1 1/2"	48,3	3,2	50	19	150	5	100	18,40
600200316	50	2"	60,3	3,6	50	23	200	5	50	23,85
600212316	65	2 1/2"	76,1	3,6	60	27	310	1	36	47,46
600300316	80	3"	88,9	4	70	30	470	1	6	77,58
600400316	100	4"	114,3	4,5	80	36	760	1	6	138,76

## FOCUS ON

### INFORMAZIONI TECNICHE

#### Technical info

I raccordi filettati INOX sono usati per tipici impianti di trasporto acqua, aria, gas, olio e vapore.

La "Classe" di prodotto dei raccordi inox è 150 psi.

Il range di temperatura di utilizzo è -20 / +200 °C, mentre la pressione di esercizio è dipendente dalla temperatura secondo tabella seguente (dati ricavati dagli standards ISO 4144 e ANSI/MSS SP-114)

*Threaded fittings are used for typical plants to transport water, air, gas, oil and steam.*

*The "class" product of stainless steel fittings is 150 psi.*

*The range of operating temperature is -20 / + 200 ° C while the pressure depend from temperature in according to the following table [data obtained from the standards ISO 4144 and ANSI / MSS SP-114].*

T (C°)		P (bar)
Min	MAX	
-20	40	20
40	100	16,5
100	120	15
120	150	12
150	200	10

#### ACCOPPIMENTO A TENUTA SUL FILETTO

Norma EN 10226-1 (ex ISO 7/1)

Filettatura gas:

**maschio conico [ designazione R ]**

**femmina cilindrica [ designazione Rp ]**

#### COUPLING WITH SEAL ON THE THREAD

EN 10226-1 (ex ISO 7/1) standard

Gas thread:

**conical male [ designation R ]**

**cylindrical female [ designation Rp ]**

#### ACCOPPIMENTO CON GUARNIZIONE PIATTA (NON A TENUTA SUL FILETTO)

Norma ISO 228

Filettatura gas:

**maschio cilindrico [ designazione G (A o B)**

**A o B = classi di tolleranza ]**

**femmina cilindrica [ designazione G ]**

#### COUPLING WITH FLAT GASKET (NOT HOLDING THE THREAD)

ISO 228 standard

Gas thread:

**cylindrical male [ designation G (A or B)**

**A or B = tolerance classes ]**

**cylindrical female [ designation G ]**

A 40 40



981



### VALVOLA A SFERA 1 PZ PASSAGGIO RIDOTTO 1-PC BALL

- 1-PC BALL VALVE WITH REDUCED PORT
- KUGELHAHN 1-TEILIG MIT REDUZIERTEM DURCHGANG
- BOISSEAU SPHERIQUE MONOBLOC PASSAGE RÉDUIT
- VÁLVULA DE BOLA UNA PIEZA PASO REDUCIDO

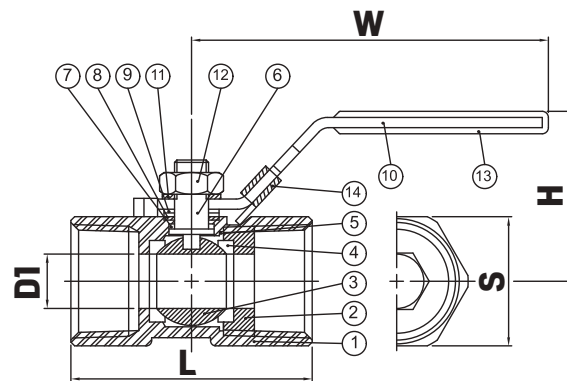
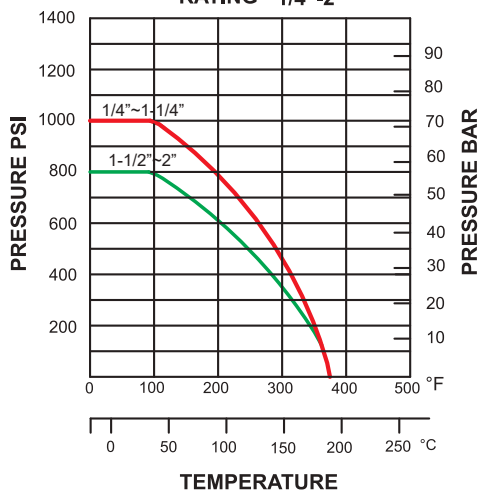
**MATERIAL:** AISI 316 - 1.4401 / 1.4408

**THREAD:** EN 10226-1 (ex ISO 7/1)

**NOTE:** NOT "silicone free"

CODE	DN	DN inch	DI mm	L mm	H mm	W mm	S mm			€
981104000	8	1/4"	5	40	26	66,5	17	70	1	28,16
981308000	10	3/8"	7	44	27	76,5	20,5	130	1	30,44
981102000	15	1/2"	9,2	57	35	94	25	170	1	42,86
981304000	20	3/4"	12,5	59,5	38	94	32	250	1	47,16
981100000	25	1"	16	71	44	112	38	420	1	69,96
981114000	32	1 1/4"	20	78	48	112	48	680	1	106,90
981112000	40	1 1/2"	24,5	82,5	55	137	53	850	1	175,16
981200000	50	2"	32	99	61	137	64	1390	1	199,81

PRESSURE-TEMPERATURE RATING 1/4"-2"



POS.	PARTICOLARE - DETAIL	MATERIALE - MATERIAL	POS.	PARTICOLARE - DETAIL	MATERIALE - MATERIAL
1	Corpo - Body	AISI 316 - 1.4408	8	Tenuta stelo - Stem packing	PTFE
2	Inserto - Insert	AISI 316 - 1.4401	9	Guarnizione stelo - Stem washer	AISI 304 - 1.4301
3	Sfera - Ball	AISI 316 - 1.4408	10	Leva - Handle	AISI 304 - 1.4301
4	Anello di sede - Ball seat	PTFE	11	Rondella "grower" - Spring washer	AISI 304 - 1.4301
5	Guarnizione - Joint gasket	PTFE	12	Dado leva - Stem Nut	AISI 304 - 1.4301
6	Stelo - Stem	AISI 316 - 1.4401	13	Copertura leva - Plastic cover	PVC
7	Rondella di spinta - Thrust washer	PTFE	14	Lucchetto - Lock device	AISI 304 - 1.4301



## 982

## VALVOLA A SFERA 2 PZ PASSAGGIO TOTALE

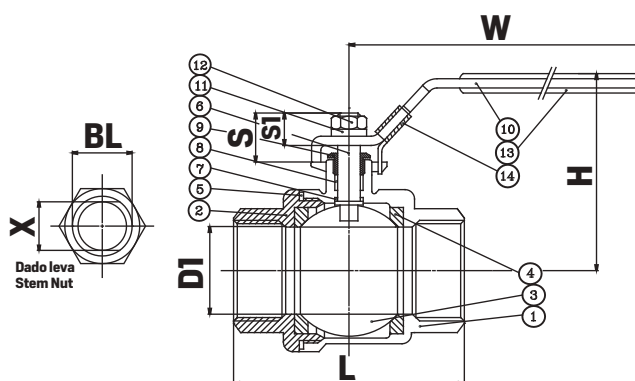
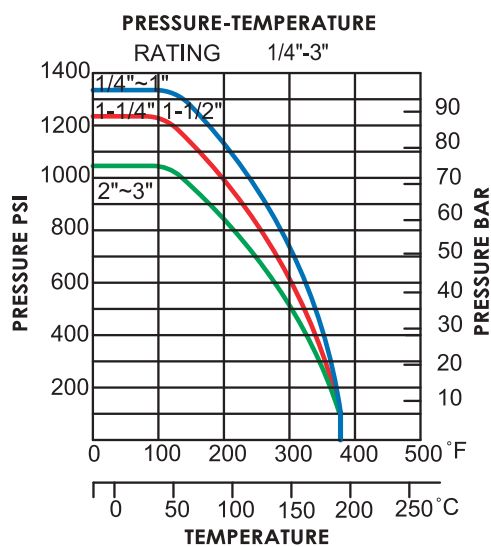
- 2-PC BALL VALVE WITH FULL PORT
- KUGELHAHN 2-TEILIG MIT VOLLEM DURCHGANG
- BOISSEAU SPHERIQUE 2 PIECES PASSAGE TOTAL
- VÁLVULA DE BOLA DOS PIEZAS PASO TOTAL

**MATERIAL:** AISI 316 - 1.4401 / 1.4408

**THREAD:** EN 10226-1 [ex ISO 7/1]

**NOTE:** NOT "silicone free"

CODE	DN	DN inch	D1 mm	L mm	H mm	W mm	S mm	S1 mm	X mm	BL				€
982104000	8	1/4"	11,6	50	48	98	16,5	10,2	5	M8	200	1	80	36,84
982308000	10	3/8"	12,5	50	48	98	16,5	10,2	5	M8	210	1	80	36,84
982102000	15	1/2"	15	60	53	98	15,5	11	5	M8	290	1	60	35,37
982304000	20	3/4"	20	65	61	120	20	13,5	6	M8	440	1	40	49,53
982100000	25	1"	25	80	65	154	23,5	16	7	M10	620	1	24	71,62
982114000	32	1 1/4"	32	92	79	154	23,5	16	7	M10	1080	1	20	111,77
982112000	40	1 1/2"	38	105	83	184	25,5	17	8	M12	1490	1	10	167,71
982200000	50	2"	50	125	97	184	25,5	17	8	M12	2560	1	6	224,70
982212000	65	2 1/2"	65	156	129	245	41	29,5	12	M16	5040	1	4	543,59
982300000	80	3"	76	183	138	245	41	29,5	12	M16	8150	1	1	805,48



POS.	PARTICOLARE - DETAIL	MATERIALE - MATERIAL	POS.	PARTICOLARE - DETAIL	MATERIALE - MATERIAL
1	Corpo - Body	AISI 316 - 1.4408	8	Tenuta stelo - Stem packing	PTFE
2	Tappo - Cap	AISI 316 - 1.4408	9	Dado premistoppa - Gland nut	AISI 304 - 1.4301
3	Sfera - Ball	AISI 316 - 1.4408	10	Leva - Handle	AISI 304 - 1.4301
4	Anello di sede - Ball seat	PTFE	11	Rondella "grower" - Spring washer	AISI 304 - 1.4301
5	Guarnizione - Joint gasket	PTFE	12	Dado leva - Stem Nut	AISI 304 - 1.4301
6	Stelo - Stem	AISI 316 - 1.4401	13	Copertura leva - Plastic cover	PVC
7	Rondella di spinta - Thrust washer	PTFE	14	Lucchetto - Lock device	AISI 304 - 1.4301

A 40 40

## 982/L

## VALVOLA A SFERA 2 PZ PASSAGGIO TOTALE - MANIGLIA SLIM



- 2-PC BALL VALVE WITH FULL PORT - SLIM SERIES
- KUGELHAHN 2-TEILIG MIT VOLLEM DURCHGANG - SERIE SLIM
- BOISSEAU SPHERIQUE 2 PIECES PASSAGE TOTAL - SERIE SLIM
- VÁLVULA DE BOLA DOS PIEZAS PASO TOTAL - SERIE SLIM

MATERIAL: AISI 316 - 1.4401 / 1.4408

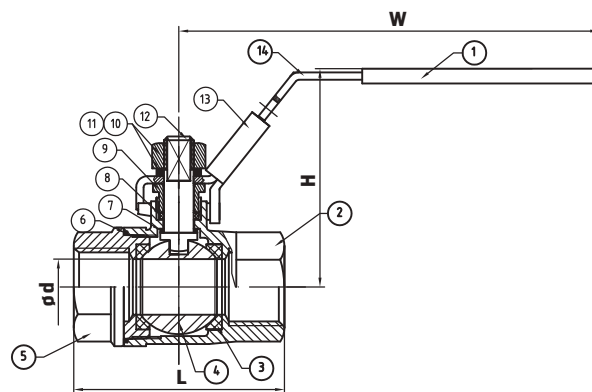
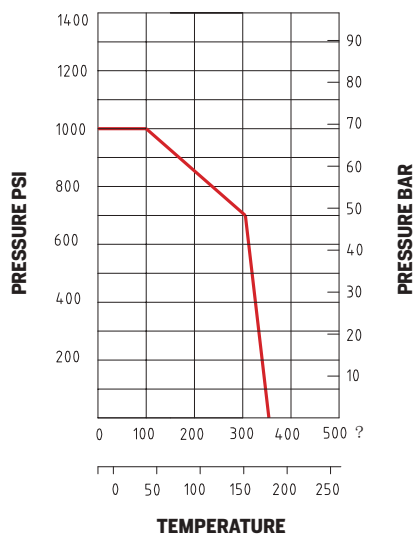
THREAD: EN 10226-1 (ex ISO 7/1)

NOTE: NOT "silicone free"



CODE	DN	DN inch	D mm	L mm	H mm	W mm	T mm			€
982308001	10	3/8"	12,7	49	52	108	12,5	184	1	29,07
982102001	15	1/2"	15	56	57,5	110	13	251	1	32,28
982304001	20	3/4"	20	65	60,5	110	21	344	1	46,06
982100001	25	1"	25	78	76	128	22,5	562	1	63,09
982114001	32	1 1/4"	32	87	79	128	23,5	843	1	95,36
982112001	40	1 1/2"	38	99	94,5	155	23,5	1365	1	128,63
982200001	50	2"	50	119	102	155	23,5	2177	1	197,97

## PRESSURE TEMPERATURE RATING



POS.	PARTICOLARE - DETAIL	MATERIALE - MATERIAL	POS.	PARTICOLARE - DETAIL	MATERIALE - MATERIAL
1	Copertura leva - Plastic cover	PVC	8	Tenuta stelo - Stem packing	PTFE
2	Corpo - Body	AISI 316 - 1.4408	9	Dado premistoppa - Gland nut	AISI 304 - 1.4301
3	Anello di sede - Ball seat	PTFE	10	Rondella "grower" - Spring washer	AISI 304 - 1.4301
4	Sfera - Ball	AISI 316 - 1.4408	11	Dado leva - Stem Nut	AISI 304 - 1.4301
5	Tappo - Cap	AISI 316 - 1.4408	12	Stelo - Stem	AISI 316 - 1.4401
6	Guarnizione - Joint gasket	PTFE	13	Lucchetto - Lock device	AISI 304 - 1.4301
7	Rondella di spinta - Thrust washer	PTFE	14	Leva - Handle	AISI 304 - 1.4301





## 982/F

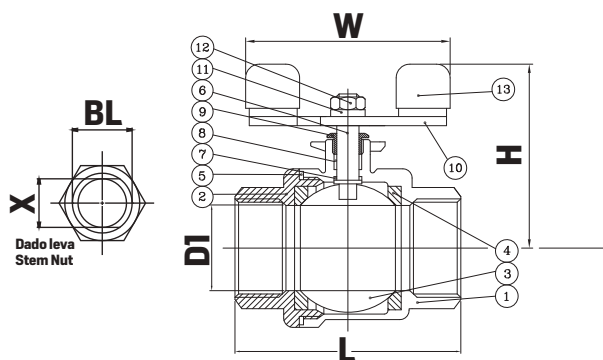
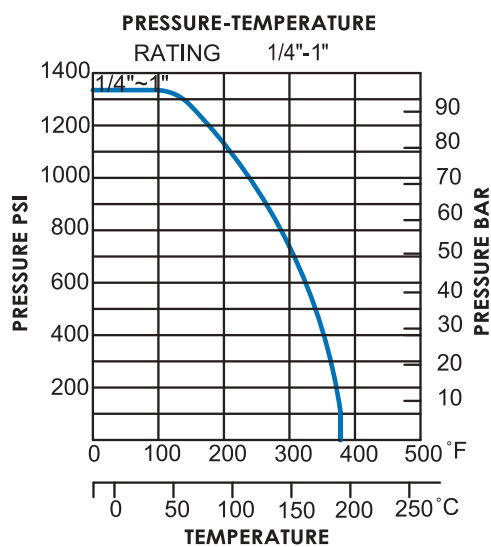
## VALVOLA A SFERA 2 PZ PASSAGGIO TOTALE CON FARFALLA

- 2-PC BALL VALVE WITH FULL PORT AND BUTTERFLY HANDLE
- KUGELHAHN 2-TEILIG MIT VOLLEM DURCHGANG UND FLÜGELGRIFF
- BOISSEAU SPHERIQUE 2 PIEÇES PASSAGE TOTAL AVEC MANETTE PAPILLON
- VÁLVULA DE BOLA DOS PIEZAS PASO TOTAL CON MANIJA TIPO MARIPOSA

**MATERIAL:** AISI 316 - 1.4401 / 1.4408

**NOTE:** NOT "silicone free"

CODE	DN	DN inch	Version	D1 mm	L mm	H mm	W mm	X mm	BL				€
982102000FR	15	1/2"	rosso red	15	60	46	51	5	M8	240	1	60	57,52
982102000FB	15	1/2"	blu blue	15	60	46	51	5	M8	240	1	60	57,52



POS.	PARTICOLARE - DETAIL	MATERIALE - MATERIAL	POS.	PARTICOLARE - DETAIL	MATERIALE - MATERIAL
1	Corpo - Body	AISI 316 - 1.4408	8	Tenuta stelo - Stem packing	PTFE
2	Tappo - Cap	AISI 316 - 1.4408	9	Dado premistoppa - Gland nut	AISI 304 - 1.4301
3	Sfera - Ball	AISI 316 - 1.4408	10	Leva - Handle	AISI 304 - 1.4301
4	Anello di sede - Ball seat	PTFE	11	Rondella "grower" - Spring washer	AISI 304 - 1.4301
5	Guarnizione - Joint gasket	PTFE	12	Dado leva - Stem Nut	AISI 304 - 1.4301
6	Stelo - Stem	AISI 316 - 1.4401	13	Copertura leva - Plastic cover	PVC
7	Rondella di spinta - Thrust washer	PTFE			

A 40 40



## 983

## VALVOLE A SFERA 3 PZ PASSAGGIO TOTALE

- 3-PC BALL VALVE WITH FULL PORT
- KUGELHAHN 3-TEILIG MIT VOLLEM DURCHGANG
- BOISSEAU SPHERIQUE 3 PIECES PASSAGE INTEGRAL
- VÁLVULA DE BOLA TRES PIEZAS PASO TOTAL

**MATERIAL:** AISI 316 - 1.4401 / 1.4408

**THREAD:** EN 10226-1 (ex ISO 7/1)

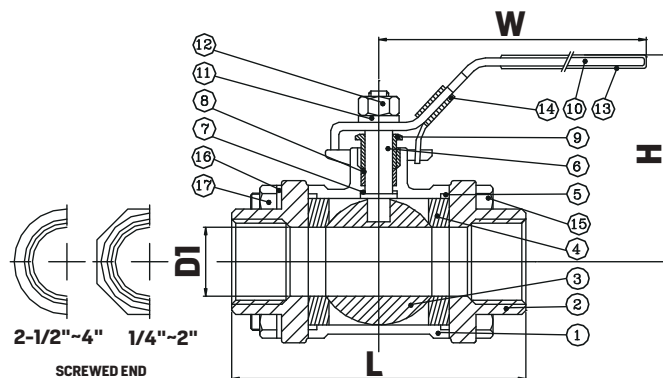
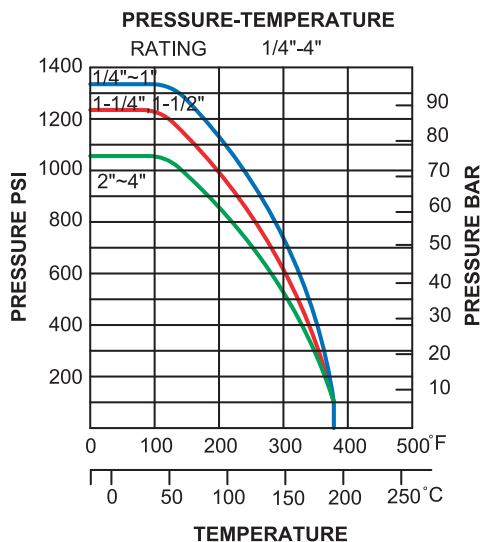
**NOTE:** NOT "silicone free"

**NORM:** flangia attuatore / flange for actuator  
Flansch für Stellantrieb / bride pour actuateur /  
brida actuador ISO 5211

CODE	DN	DN inch	D1 mm	L mm	H mm	W mm	Kv m <sup>3</sup> /h	Bolt torque Kgf x cm	g	€
983104000	8	1/4"	11,6	58	56	98	5,7	70	430	69,60
983308000	10	3/8"	12,8	58	56	98	6,8	70	410	69,60
983102000	15	1/2"	15	62	56	98	9,6	110	540	75,39
983304000	20	3/4"	20	76	70	118	18,1	125	730	103,00
983100000	25	1"	25	85	76	143	30,1	150	1130	137,30
983114000	32	1 1/4"	32	100	81	143	49,0	200	1670	215,21
983112000	40	1 1/2"	38	115	92	173	68,8	250	2430	300,68
983200000	50	2"	50	132	103	173	129,0	300	3500	414,45
983212000	65	2 1/2"	65	165	130	223	227,9	500	7400	861,01
983300000	80	3"	80	183	141	223	356,9	700	12400	1364,25
983400000	100	4"	100	232	170	308	670,8	1100	22000	2303,45

**Kv** = portata in m<sup>3</sup>/h di acqua alla temperatura tra 5°C e 30°C, con una perdita di carico di 1 bar.

**Kv** = water flow rate in m<sup>3</sup>/h at a temperature between 5°C and 30°C, with a pressure drop of 1 bar.



POS.	PARTICOLARE - DETAIL	MATERIALE - MATERIAL	POS.	PARTICOLARE - DETAIL	MATERIALE - MATERIAL
1	Corpo - Body	AISI 316 - 1.4408	10	Leva - Handle	AISI 304 - 1.4301
2	Tappo - Cap	AISI 316 - 1.4408	11	Rondella stelo - Stem washer	AISI 304 - 1.4301
3	Sfera - Ball	AISI 316 - 1.4408	12	Dado leva - Stem Nut	AISI 304 - 1.4301
4	Anello di sede - Ball seat	PTFE	13	Copertura leva - Plastic cover	PVC
5	Guarnizione - Joint gasket	PTFE	14	Lucchetto - Lock device	AISI 304 - 1.4301
6	Stelo - Stem	AISI 316 - 1.4401	15	Bulloni - Bolt	AISI 304 - 1.4301
7	Rondella di spinta - Thrust washer	PTFE	16	Rondella "grower" - Spring washer	AISI 304 - 1.4301
8	Tenuta stelo - Stem packing	PTFE	17	Dadi - Hex nut	AISI 304 - 1.4301
9	Dado premistoppa - Gland nut	AISI 304 - 1.4301			



## 983/SW

VALVOLE A SFERA 3 PZ PASSAGGIO TOTALE  
SALDARE A TASCA

- 3-PC BALL VALVE WITH FULL PORT SOCKET WELDING
- KUGELHAHN 3-TEILIG MIT VOLLEM DURCHGANG ZUM EINSTECKSCHWEISSEN
- BOISSEAU SPHERIQUE 3 PIECES PASSAGE INTÉGRAL À SOUDER S.W.
- VÁLVULA DE BOLA TRES PIEZAS PARA SOLDAR PASO TOTAL

**MATERIAL:** AISI 316 - 1.4401 / 1.4408

**NOTE:** NOT "silicone free"

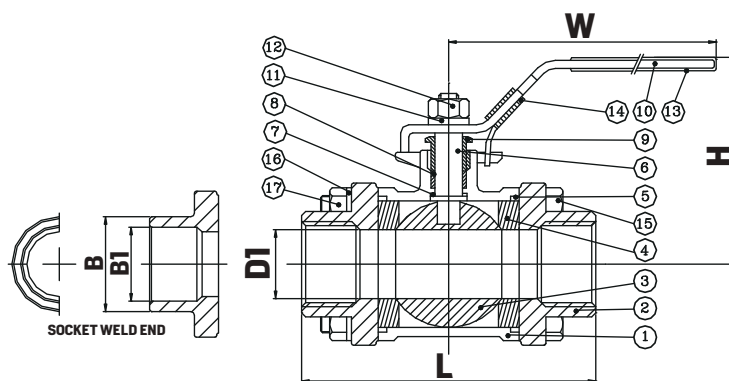
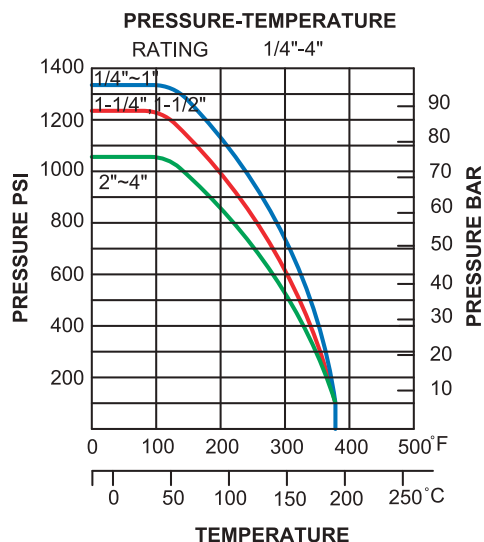
**NORM:** flangia attuatore / flange for actuator

Flansch für Stellantrieb / bride pour actuateur /  
brida actuador ISO 5211

CODE	DN	DN inch	DI mm	L mm	H mm	W mm	B mm	B1 mm	Kv m <sup>3</sup> /h	Bolt torque Kgf x cm	g	€	
983104001	8	1/4"	11,6	58	56	98	19	14,1	5,7	70	430	1	71,58
983308001	10	3/8"	12,8	58	56	98	22,5	17,6	6,8	70	410	1	71,58
983102001	15	1/2"	15	62	56	98	27	21,7	9,6	100	540	1	77,54
983304001	20	3/4"	20	76	70	118	33	27,1	18,1	125	730	1	105,94
983100001	25	1"	25	85	76	143	40	33,8	30,1	150	1130	1	141,25
983114001	32	1 1/4"	32	100	81	143	48,8	42,6	49,0	200	1670	1	221,34
983112001	40	1 1/2"	38	115	92	173	55	48,7	68,8	250	2430	1	309,28
983200001	50	2"	50	132	103	173	67,2	61,1	129,0	300	3500	1	434,20
983212001	65	2 1/2"	65	165	130	223	86,4	76,9	227,9	500	7400	1	885,61
983300001	80	3"	80	183	141	223	103	89,5	356,9	700	12400	1	1403,23
983400001	100	4"	100	232	170	308	130	115,5	670,8	1100	22000	1	2369,25

Kv = portata in m<sup>3</sup>/h di acqua alla temperatura tra 5°C e 30°C, con una perdita di carico di 1 bar.

Kv = water flow rate in m<sup>3</sup>/h at a temperature between 5°C and 30°C, with a pressure drop of 1 bar.



POS.	PARTICOLARE - DETAIL	MATERIALE - MATERIAL	POS.	PARTICOLARE - DETAIL	MATERIALE - MATERIAL
1	Corpo - Body	AISI 316 - 1.4408	10	Leva - Handle	AISI 304 - 1.4301
2	Tappo - Cap	AISI 316 - 1.4408	11	Rondella stelo - Stem washer	AISI 304 - 1.4301
3	Sfera - Ball	AISI 316 - 1.4408	12	Dado leva - Stem Nut	AISI 304 - 1.4301
4	Anello di sede - Ball seat	PTFE	13	Copertura leva - Plastic cover	PVC
5	Guarnizione - Joint gasket	PTFE	14	Lucchetto - Lock device	AISI 304 - 1.4301
6	Stelo - Stem	AISI 316 - 1.4401	15	Bulloni - Bolt	AISI 304 - 1.4301
7	Rondella di spinta - Thrust washer	PTFE	16	Rondella "grower" - Spring washer	AISI 304 - 1.4301
8	Tenuta stelo - Stem packing	PTFE	17	Dadi - Hex nut	AISI 304 - 1.4301
9	Dado premistoppa - Gland nut	AISI 304 - 1.4301			

A 40 40





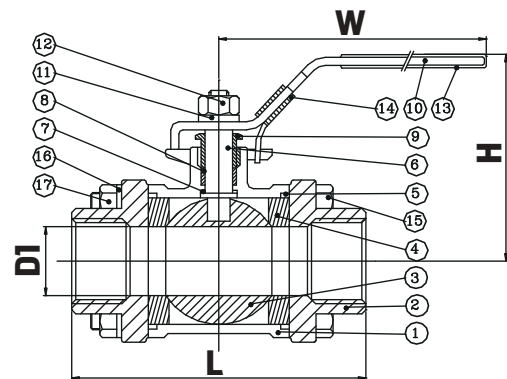
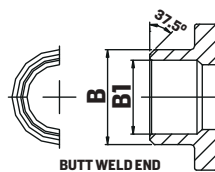
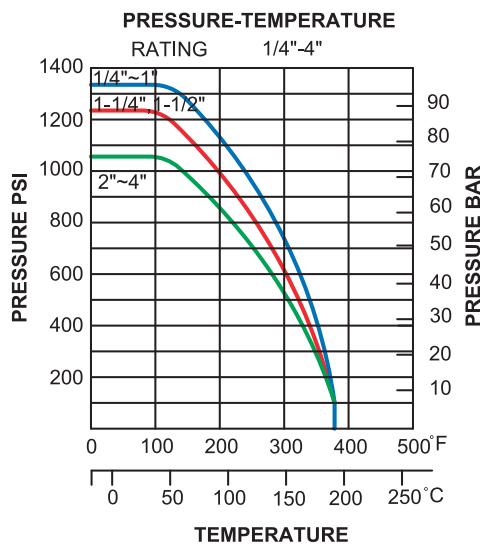
## 983/BW

VALVOLE A SFERA 3 PZ PASSAGGIO TOTALE  
SALDARE DI TESTA

- 3-PC BALL VALVE WITH FULL PORT BUTT WELDING
- KUGELHAHN 3-TEILIG MIT VOLLEM DURCHGANG ZUM EINSTECKSCHWEISSEN
- BOISSEAU SPHERIQUE 3 PIECES PASSAGE INTÉGRAL À SOUDER B.W.
- VÁLVULA DE BOLA TRES PIEZAS PARA SOLDAR PASO TOTAL

**MATERIAL:** AISI 316 - 1.4401 / 1.4408**NOTE:** NOT "silicone free"**NORM:** flangia attuatore / flange for actuator  
Flansch für Stellantrieb / bride pour actuateur /  
brida actuador ISO 5211

CODE	DN	DN inch	D1 mm	L mm	H mm	W mm	B mm	B1 mm	Kv m <sup>3</sup> /h	Bolt torque Kgf x cm			€
983104002	8	1/4"	11,6	58	56	98	17,6	12	5,7	70	430	1	71,58
983308002	10	3/8"	12,8	58	56	98	17,6	14	6,8	70	410	1	71,58
983102002	15	1/2"	15	62	56	98	21,5	17,1	9,6	100	540	1	77,54
983304002	20	3/4"	20	76	70	118	27,1	22,5	18,1	125	730	1	105,94
983100002	25	1"	25	85	76	143	34	28	30,1	150	1130	1	141,25
983114002	32	1 1/4"	32	100	81	143	42,5	35,5	49,0	200	1670	1	221,34
983112002	40	1 1/2"	38	115	92	173	49	43	68,8	250	2430	1	309,28
983200002	50	2"	50	132	103	173	60,8	53	129,0	300	3500	1	426,30
983212002	65	2 1/2"	65	165	130	223	76,2	65	227,9	500	7400	1	885,61
983300002	80	3"	80	183	141	223	92	80	356,9	700	12400	1	1403,23
983400002	100	4"	100	232	170	308	116	100	670,8	1100	22000	1	2369,25

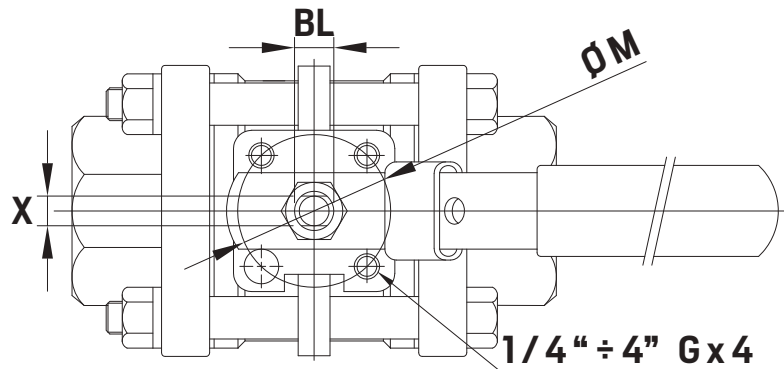
**Kv** = portata in m<sup>3</sup>/h di acqua alla temperatura tra 5°C e 30°C, con una perdita di carico di 1 bar.**Kv** = water flow rate in m<sup>3</sup>/h at a temperature between 5°C and 30°C, with a pressure drop of 1 bar.

POS.	PARTICOLARE - DETAIL	MATERIALE - MATERIAL	POS.	PARTICOLARE - DETAIL	MATERIALE - MATERIAL
1	Corpo - Body	AISI 316 - 1.4408	10	Leva - Handle	AISI 304 - 1.4301
2	Tappo - Cap	AISI 316 - 1.4408	11	Rondella stelo - Stem washer	AISI 304 - 1.4301
3	Sfera - Ball	AISI 316 - 1.4408	12	Dado leva - Stem Nut	AISI 304 - 1.4301
4	Anello di sede - Ball seat	PTFE	13	Copertura leva - Plastic cover	PVC
5	Guarnizione - Joint gasket	PTFE	14	Lucchetto - Lock device	AISI 304 - 1.4301
6	Stelo - Stem	AISI 316 - 1.4401	15	Bulloni - Bolt	AISI 304 - 1.4301
7	Rondella di spinta - Thrust washer	PTFE	16	Rondella "grower" - Spring washer	AISI 304 - 1.4301
8	Tenuta stelo - Stem packing	PTFE	17	Dadi - Hex nut	AISI 304 - 1.4301
9	Dado premistoppa - Gland nut	AISI 304 - 1.4301			

## ISO 5211

Dimensioni della flangia per attuatore / Flange for actuator dimensions / Abmessungen der Flansch für Stellantrieb / Dimensions de la bride pour actuateur / Dimensiones de la brida del actuador.

CODES			De mm	DN inch	Flange type	X mm	BL inch	ØM	G x n°	Torque Kgf x cm
983104000	983104001	983104002	8	1/4"	F03	5	5/16"	36	M5 x 4	40
983308000	983308001	983308002	10	3/8"	F03	5	5/16"	36	M5 x 4	40
983102000	983102001	983102002	15	1/2"	F03	5	5/16"	36	M5 x 4	54
983304000	983304001	983304002	20	3/4"	F03	6,5	3/8"	36	M5 x 4	78
983100000	983100001	983100002	25	1"	F04	8	7/16"	42	M5 x 4	106
983114000	983114001	983114002	32	1"1/4"	F04	8	7/16"	42	M5 x 4	150
983112000	983112001	983112002	40	1"1/2"	F05	9	1/2"	50	M6 x 4	200
983200000	983200001	983200002	50	2"	F05	9	1/2"	50	M6 x 4	280
983212000	983212001	983212002	65	2"1/2"	F07	12	3/4"	70	M8 x 4	500
983300000	983300001	983300002	80	3"	F10	12	3/4"	102	M10 x 4	770
983400000	983400001	983400002	100	4"	F10	16	1"	102	M10 x 4	1100



A 40 40



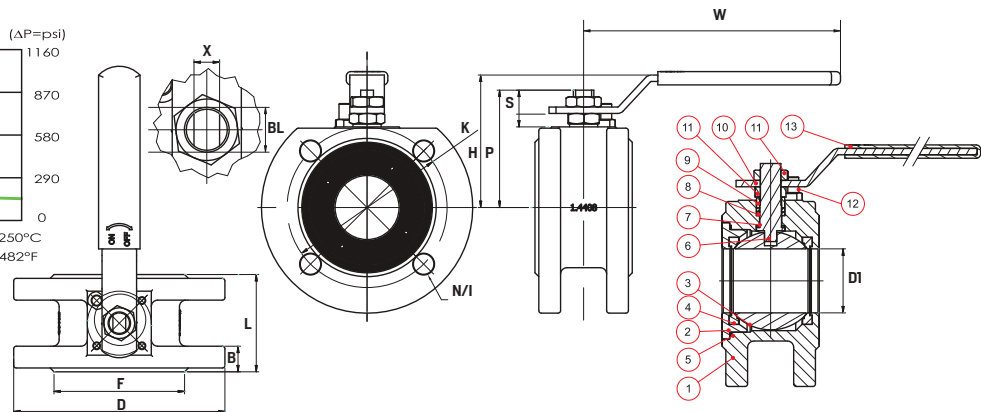
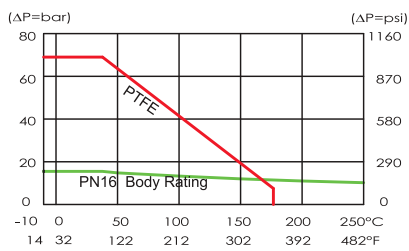
985

**VALVOLA A SFERA FLANGIATA TIPO  
WAFFER A PASSAGGIO TOTALE**

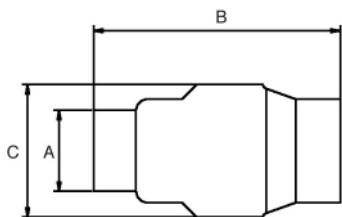
- WAFFER TYPE BALL VALVE FULL PORT
- KUGELHAHN WAFFER TYP MIT VOLLEM DURCHGANG
- VANNE WAFFER PASSAGE INTÉGRAL
- VÁLVULA DE BOLA CON BRIDAS PASO TOTAL

**MATERIAL:** AISI 316 - 1.4401 / 1.4408**NOTE:** NOT "silicone free"**NORM:** flangia attuatore / flange for actuator  
Flansch für Stellantrieb / bride pour  
actuateur / brida actuador ISO 5211

CODE	DN PN16	D1 mm	N/I Holes Nr.	B mm	F mm	P mm	L mm	D mm	K mm	H mm	W mm	S mm	X mm	BL	Torque Kgf x cm			€
985102000	1/2" - 15	16	4 - M12 x 1,75	14	45	34,5	41	96	65	65	123	17	6,5	10	58	1470	1	302,74
985304000	3/4" - 20	20	4 - M12 x 1,75	16	58	36	44	105	75	69	123	17	6,5	10	80	2070	1	365,48
985100000	1" - 25	25	4 - M12 x 1,75	16	68	70	54	115	85	80	158	25	8,7	14	108	2980	1	410,27
985114000	1 1/4" - 32	32	4 - M16 x 2	16	78	75	58	135	100	87	158	24	8,7	14	150	3600	1	658,79
985112000	1 1/2" - 40	38	4 - M16 x 2	16	88	84	62	145	110	96	198	29	10	16	200	4000	1	780,08
985200000	2" - 50	50	4 - M16 x 2	18	102	92	72	155	125	104	198	29	10	16	300	5350	1	1014,50
985212000	2 1/2" - 65	65	4 - M16 x 2	18	122	101	94	185	145	122	248	36	12	20	515	9200	1	1538,41
985300000	3" - 80	76	8 - M16 x 2	20	138	131	118	200	160	153	283	37	12	20	810	13500	1	2207,32
985400000	4" - 100	96	8 - M16 x 2	20	158	142	140	220	180	164	333	37	12	20	1130	19340	1	3195,07

**Pressure Temperature Rating**


POS.	PARTICOLARE - DETAIL	MATERIALE - MATERIAL	POS.	PARTICOLARE - DETAIL	MATERIALE - MATERIAL
1	Corpo - Body	AISI 316 - 1.4408	8	Guarnizione - Stem packing	PTFE
2	Inserto - Insert	AISI 316 - 1.4401	9	Rondella alta - High washer	AISI 304 - 1.4301
3	Sfera - Ball	AISI 316 - 1.4408	10	Leva - Handle	AISI 304 - 1.4301
4	Anello di sede - Ball seat	PTFE	11	Dadi leva - Stem Nuts	AISI 304 - 1.4301
5	Guarnizione - Joint gasket	PTFE	12	Blocco - Stop	AISI 304 - 1.4301
6	Stelo - Stem	AISI 316 - 1.4401	13	Copertura leva - Plastic cover	POLIVINILE - VINYL
7	Rondella di spinta - Thrust washer	PTFE			



## 986/304

## VALVOLA DI RITEGNO

- CHECK VALVE
- RÜCKSCHLAGVENTIL
- VANNE AVEC CLAPET ANTI-RETOUR
- VÁLVULA DE RETENCIÓN

**MATERIAL:** AISI 304 - 1.4301

**NOTE:** impiego acqua (no gas)

CODE	DN	DN inch	A mm	B mm	C mm	g	kg	€
986104000	8	1/4"	18	55	32	94	1	117,51
986308000	10	3/8"	20	55	32	91	1	117,51
986102000	15	1/2"	25	55	32	93	1	108,87
986304000	20	3/4"	29	70	44	129	1	134,81
986100000	25	1"	36	84	53	191	1	158,45
986114000	32	1 1/4"	45	99	62	281	1	231,92
986112000	40	1 1/2"	51	119	78	388	1	290,18
986200000	50	2"	64	123	89	704	1	532,78

- Valvola di ritegno in acciaio inox tornito [Dim. 1/4" - 3/8" - 1/2"]

- Valvola di ritegno in acciaio inox stampato [Dim. 3/4" - 1" - 1 1/4" - 1 1/2" - 2"]

- Corpo e parti metalliche in acciaio inossidabile AISI 304; - Tenuta: FPM; - Connessioni filettate femmina: ISO 228/1 (ex DIN 259) femmina cilindrica;

- Pressione di apertura: max 0,03 bar - min 0,025 bar; - Pressione di lavoro: 16 bar; - Temperatura di esercizio: -20°C ÷ +150°C

- Stainless steel turned check valve [Dim. 1/4" - 3/8" - 1/2"]

- Stainless steel molded check valve [Dim. 3/4" - 1" - 1 1/4" - 1 1/2" - 2"]

- Body and fittings in stainless steel AISI 304; - Seal: FPM; - Threaded female: ISO 228/1 (ex DIN 259) female cylindrical;

- Opening pressure: 0,03 bar max - min 0,025 bar; - Working pressure: 16 bar; - Operating temperature: -20°C to +150°C

DIAGRAMMA PRESSIONE-TEMPERATURA (1/4"÷1/2")

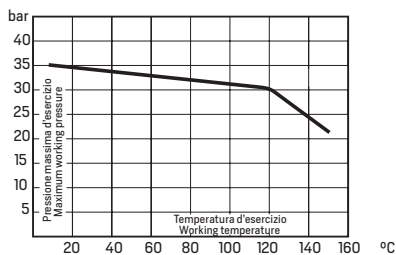
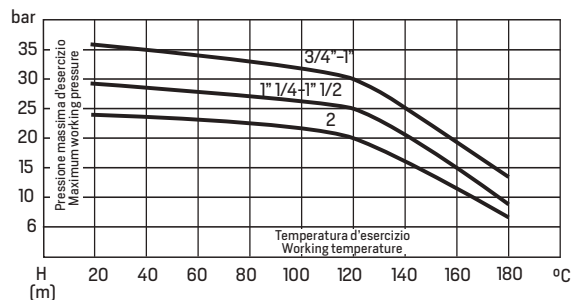
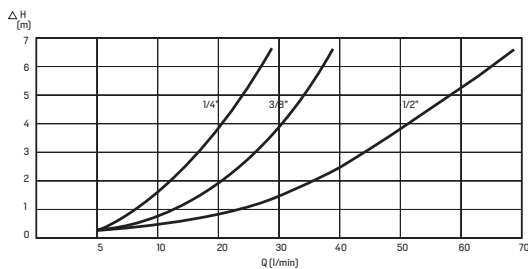


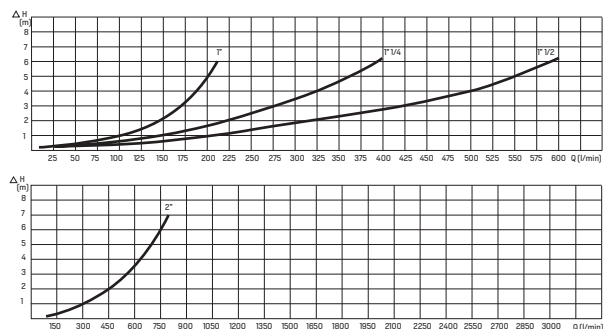
DIAGRAMMA PRESSIONE-TEMPERATURA (3/4"÷2")



DIAGRAMMI PERDITE DI CARICO (1/4"÷1/2")

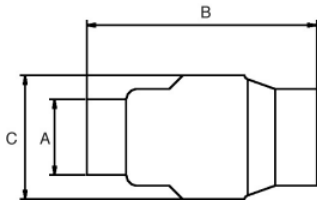


DIAGRAMMI PERDITE DI CARICO (3/4"÷2")





A 40 40





## 986/316

## VALVOLA DI RITEGNO

- CHECK VALVE
- RÜCKSCHLAGVENTIL
- VANNE AVEC CLAPET ANTI-RETOUR
- VÁLVULA DE RETENCIÓN

MATERIAL: AISI 316 - 1.4401

NOTE: impiego acqua (no gas)

CODE	DN	DN inch	A mm	B mm	C mm			€
986104316	8	1/4"	18	55	32	1	94	170,45
986308316	10	3/8"	20	55	32	1	91	170,45
986102316	15	1/2"	25	55	32	1	93	133,31
986304316	20	3/4"	29	70	44	1	129	166,17
986100316	25	1"	36	84	53	1	191	194,21
986114316	32	1 1/4"	45	99	62	1	281	295,61
986112316	40	1 1/2"	51	119	78	1	388	364,20
986200316	50	2"	64	123	89	1	704	679,06
986212316	65	2 1/2"	80	147	113	1	1425	1028,61
986300316	80	3"	93	166	132	1	2085	1424,22
986400316	100	4"	120	193	167	1	3415	2373,60

- Valvola di ritegno in acciaio inox tornito (Dim. 1/4" - 3/8" - 1/2")

- Valvola di ritegno in acciaio inox stampato (Dim. 3/4" - 1" - 1 1/4" - 1 1/2" - 2" - 2 1/2" - 3" - 4")

- Corpo e parti metalliche in acciaio inossidabile AISI 316; - Tenuta: FPM; - Connessioni filettate femmina: ISO 228/1 (ex DIN 259) femmina cilindrica;

- Pressione di apertura: max 0,03 bar - min 0,025 bar; - Pressione di lavoro: 16 bar; - Temperatura di esercizio: -20°C ÷ +150°C

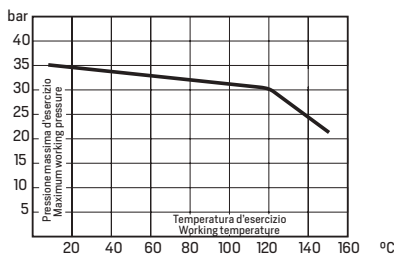
- Stainless steel turned check valve (Dim. 1/4" - 3/8" - 1/2")

- Stainless steel molded check valve (Dim. 3/4" - 1" - 1 1/4" - 1 1/2" - 2" - 2 1/2" - 3" - 4")

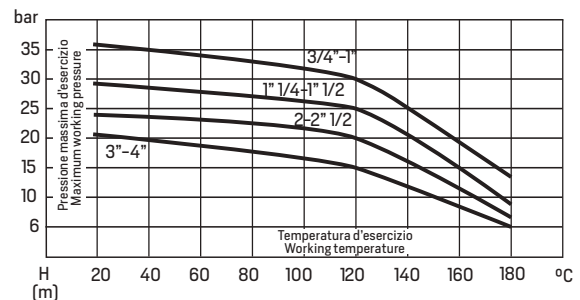
- Body and fittings in stainless steel AISI 316; - Seal: FPM; - Threaded female: ISO 228/1 (ex DIN 259) female cylindrical;

- Opening pressure: 0,03 bar max - min 0,025 bar; - Working pressure: 16 bar; - Operating temperature: -20°C to + 150°C

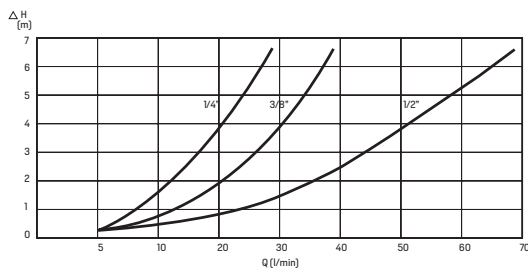
## DIAGRAMMA PRESSIONE-TEMPERATURA (1/4"÷1/2")



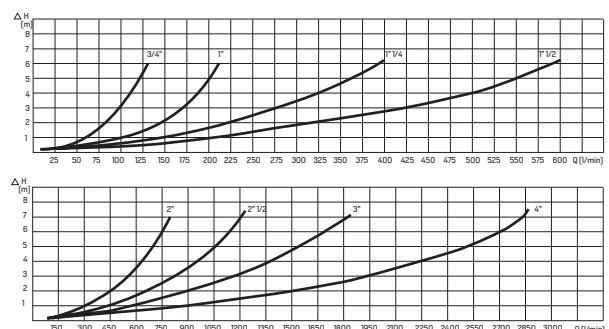
## DIAGRAMMA PRESSIONE-TEMPERATURA (3/4"÷4")



## DIAGRAMMI PERDITE DI CARICO (1/4"÷1/2")



## DIAGRAMMI PERDITE DI CARICO (3/4"÷4")









## 984

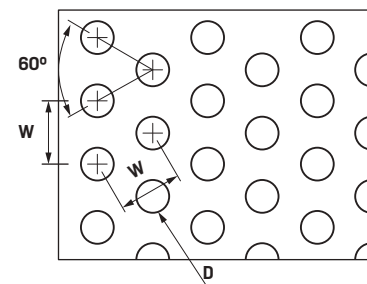
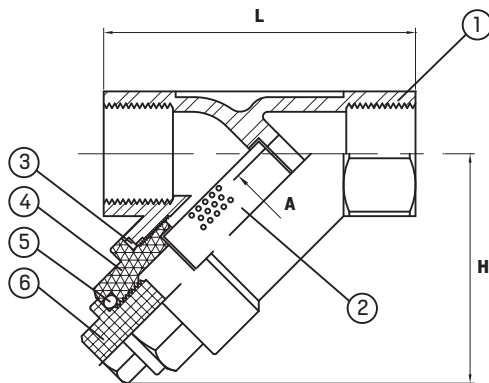
## FILTRO A Y

- Y FEMALE STRAINER
- Y-FILTER MIT INNENGEWINDE
- FILTRE Y
- FILTRO "Y"

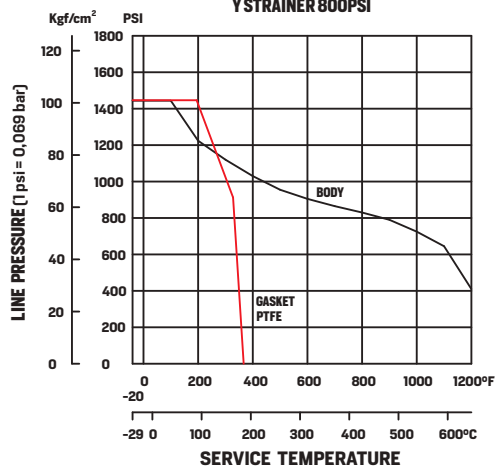
**MATERIAL:** AISI 316 - 1.4401 / 1.4408

**THREAD:** ISO 228/1 (ex DIN 259)

CODE	DN	DN inch	A mm	L mm	H mm	W mm	D mm			€
984102000	15	1/2"	15	65	51	2	1	250	1	63,98
984304000	20	3/4"	20	80	60	2	1	400	1	77,82
984100000	25	1"	25	90	72	2	1	700	1	109,57
984114000	32	1 1/4"	32	105	77	2	1	900	1	166,38
984112000	40	1 1/2"	40	120	87	2	1	1200	1	211,89
984200000	50	2"	50	140	103	2	1	1900	1	317,49



PRESSURE TEMPERATURE RATING  
Y STRAINER 800PSI



## VALORE CV / KV PER FILTRI A Y FILETTATI

CODICE CODE	DN	CV US gallon / min	KV m³ / h
984102000	1/2"	4,55	3,91
984304000	3/4"	10,64	9,15
984100000	1"	19,72	16,96
984114000	1" 1/4"	31,50	27,09
984112000	1" 1/2"	46,42	39,92
984200000	2"	86,77	74,62

## NOTE

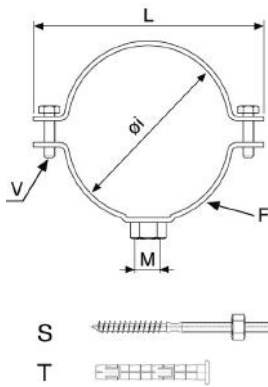
Cv = portata in US galloni per minuto di acqua alla temperature di 60° F con una perdita di carico sul filtro di 1 psi.

Kv = portata in m³/h per acqua alla temperature tra 5 e 40°C con una perdita di carico sul filtro di 1 bar

$Kv = 0,86 \times Cv$  Valvole per liquidi:  $Q (m³/h) = Kv \cdot \sqrt{DP (bar)}$

POS.	PARTICOLARE - DETAIL	MATERIALE - MATERIAL
1	Corpo - Body	AISI 316 (CF8M) - 1.4408 (1.4401)
2	Filtro - Screen	AISI 316 - 1.4401
3	Guarnizione - Gasket	PTFE
4	Stelo - Bonnet	AISI 316 (CF8M) - 1.4408 (1.4401)
5	O-ring	FLUOROELASTOMERO FKM
6	Scarico - Blow off	AISI 316 (CF8M) - 1.4408 (1.4401)

A 50 50



## 155

### COLLARE FISSAGGIO TUBO CON VITE E TASSELLO

- CLAMP WITH BOLT-WOOD SCREW AND PLUG
- ROHRSCHELLE MIT HOLZSCHRAUBE UND DÜBEL
- COLLIER DE FIXATION AVEC CHEVILLE ET VIS FER-BOIS
- ABRAZADERA CON TACO NI TORNILLO

**MATERIAL:** AISI 304 - 1.4301

**NOTE:** dado saldato con puntatura elettrica  
spot welded nut

CODE	DN inch	Øi mm	M	T mm	S mm	V mm	F Lg x Sp mm	L mm				€
155308304	3/8"	16 - 18	M 8	10 x 70	M 8 x 90	M 6 x 20	20 x 2,5	53,5	96	1	100*	6,18
155102304	1/2"	20 - 22	M 8	10 x 70	M 8 x 90	M 6 x 20	20 x 2,5	58	100	1	100*	6,18
155304304	3/4"	25 - 28	M 8	10 x 70	M 8 x 90	M 6 x 20	20 x 2,5	63,5	106	1	100*	6,71
155100304	1"	31 - 35	M 8	10 x 70	M 8 x 90	M 6 x 20	20 x 2,5	70	114	1	50*	7,46
155114304	1 1/4"	39 - 43	M 8	10 x 70	M 8 x 90	M 6 x 20	20 x 2,5	79	118	1	50*	8,04
155112304	1 1/2"	45 - 48,5	M 8	10 x 70	M 8 x 90	M 6 x 20	20 x 2,5	85	130	1	50*	8,62
155054304	54 mm	54	M 8	10 x 70	M 8 x 90	M 6 x 25	20 x 2,5	94	138	1	50*	9,39
155200304	2"	58 - 61	M 8	10 x 70	M 8 x 90	M 6 x 20	20 x 2,5	97	144	1	50*	9,39
155212304	2 1/2"	73 - 76,5	M 10	14 x 70	M 10 x 120	M 6 x 25	30 x 2,5	115	262	1	20*	15,88
155300304	3"	86 - 89	M 10	14 x 70	M 10 x 120	M 6 x 25	30 x 2,5	128	288	1	20*	17,70
155312304	3 1/2"	99 - 103	M 10	14 x 70	M 10 x 120	M 6 x 25	30 x 2,5	148	310	1	20*	20,43
155400304	4"	110 - 115	M 10	14 x 70	M 10 x 120	M 6 x 25	30 x 2,5	153,5	338	1	20*	22,69
155500304	5"	139 - 143	M 10	14 x 70	M 10 x 120	M 6 x 25	30 x 2,5	198	398	1	10*	29,54
155600304	6"	166 - 170	M 10	14 x 70	M 10 x 120	M 6 x 25	30 x 2,5	230	450	1	10*	33,03
155800304	8"	217 - 221	M 10	14 x 70	M 10 x 120	M 6 x 25	30 x 2,5	281	560	1	10*	41,23

(\*) unità minima di vendita / minimum selling quantity

A 50 50

## 158/KIT

### KIT VITE FERRO-LEGNO + TASSELLO + DADO

- KIT SCREW + PLUG + BACK NUT
- KIT HOLZSCHRAUBE + DÜBEL + 6-KUNT GEGENMUTTER
- KIT VIS BATTENTE + CHEVILLE + ÉCROU HEXAGONAL
- KIT TORNILLO + TACO + TUERCA HEXAGONAL

**MATERIAL:** AISI 304 - 1.4301



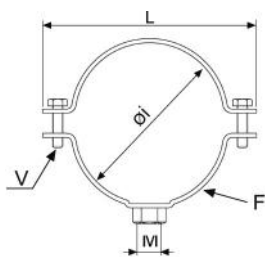
CODE	Plug	Screw	Back nut				€
158216008K	10 x 70	M 8 x 100	M 8	72	1 kit	200 kit*	9,09
158216010K	14 x 70	M 10 x 120	M 10	140	1 kit	100 kit*	12,58

Kit : n° 2 tasselli, n° 2 viti, n° 2 dadi

Kit : n° 2 plugs, n° 2 screws, n° 2 back nuts

(\*) unità minima di vendita / minimum selling quantity

A 50 50

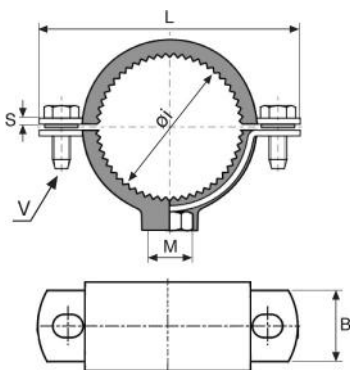
**156/304****COLLARE FISSAGGIO TUBO**

- CLAMP
- ROHRSCHELLE
- COLLIER DE FIXATION
- ABRAZADERA

**MATERIAL:** AISI 304 - 1.4301**NOTE:** dado saldato con puntatura elettrica  
spot welded nut

CODE	DN inch	DN mm	Øi mm	M	V mm	F Lg x Sp mm	L mm	g	kg	box	€
156015304	15 mm	15	15	M 8	M 6 x 20	20 x 2,5	48	52	1	50*	5,67
156308304	3/8"	18	16 - 18	M 8	M 6 x 20	20 x 2,5	53,5	58	1	50*	5,67
156102304	1/2"	22	20 - 22	M 8	M 6 x 20	20 x 2,5	58	62	1	50*	5,46
156304304	3/4"	28	25 - 28	M 8	M 6 x 20	20 x 2,5	63,5	68	1	50*	5,65
156100304	1"	35	31 - 35	M 8	M 6 x 20	20 x 2,5	70	76	1	50*	6,32
156114304	1 1/4"	42	39 - 43	M 8	M 6 x 20	20 x 2,5	79	88	1	50*	7,00
156112304	1 1/2"	-	45 - 48,5	M 8	M 6 x 20	20 x 2,5	85	92	1	50*	7,56
156054304	54 mm	54	54	M 8	M 6 x 25	20 x 2,5	94	102	1	50*	8,23
156200304	2"	-	58 - 61	M 8	M 6 x 20	20 x 2,5	97	104	1	50*	8,23
156212304	2 1/2"	76,1	73 - 76,5	M 10	M 6 x 25	30 x 2,5	115	200	1	20*	14,42
156300304	3"	88,9	86 - 89	M 10	M 6 x 25	30 x 2,5	128	221	1	20*	15,72
156312304	3 1/2"	-	99 - 103	M 10	M 6 x 25	30 x 2,5	148	238	1	20*	17,84
156108304	108 mm	108	108	M 10	M 6 x 25	30 x 2,5	149	252	1	20*	18,22
156400304	4"	-	110 - 115	M 10	M 6 x 25	30 x 2,5	153,5	266	1	20*	18,22
156500304	5"	139,7	139 - 143	M 10	M 6 x 25	30 x 2,5	198	326	1	10*	26,47
156600304	6"	168,3	166 - 170	M 10	M 6 x 25	30 x 2,5	230	406	1	10*	30,32
156800304	8"	-	217 - 221	M 10	M 6 x 25	30 x 2,5	281	510	1	10*	37,42

[\*] unità minima di vendita / minimum selling quantity



Conforme a  
Conform to  
Entsprechend  
Correspondant  
Conforme a la

**DIN 4109****156/304 G****COLLARE CON GOMMA**

- CLAMP WITH RUBBER
- ROHRSCHELLE MIT GUMMIEINLAGE
- COLLIER DE FIXATION GARNITURE ISOPHONIQUE
- ABRAZADERA ISOFÓNICA

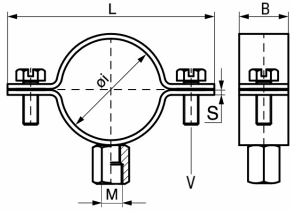
**MATERIAL:** AISI 304 - 1.4301**VULCANIZED RUBBER:** EPDM (-20° C/+120° C)  
durezza/hardness 55 Shore**NOTE:** dado saldato con puntatura elettrica  
spot welded nut

A 50 50

CODE	DN inch	DN mm	Øi mm	M	V mm	B mm	S mm	L mm	g	kg	box	€
156150304G	-	15	15 - 18	M 8	M 6 x 20	20	2,5	58	72	1	50*	11,53
156308304G	3/8"	18	16 - 18	M 8	M 6 x 20	20	2,5	58	76	1	50*	11,53
156102304G	1/2"	22	20 - 24	M 8	M 6 x 20	20	2,5	63,5	86	1	50*	11,75
156304304G	3/4"	28	25 - 28	M 8	M 6 x 20	20	2,5	70	94	1	50*	12,22
156100304G	1"	35	31 - 35	M 8	M 6 x 20	20	2,5	79	112	1	50*	12,95
156114304G	1 1/4"	42	39 - 43	M 8	M 6 x 20	20	2,5	85	120	1	50*	15,09
156112304G	1 1/2"	54	47 - 54	M 8	M 6 x 25	20	2,5	97	142	1	50*	16,45
156200304G	2"	-	58 - 61	M 8	M 6 x 20	20	2,5	107	156	1	20*	17,87
156212304G	2 1/2"	76,1	73 - 76,5	M 10	M 6 x 25	30	2,5	128	308	1	10*	24,98
156300304G	3"	88,9	86 - 89	M 10	M 6 x 25	30	2,5	148	346	1	10*	27,07
156400304G	4"	-	110 - 115	M 10	M 6 x 25	30	2,5	166	382	1	10*	32,69

[\*] unità minima di vendita / minimum selling quantity

A 50 51



### 156/316

#### COLLARE FISSAGGIO TUBO

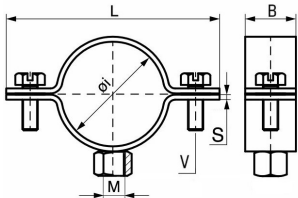
- CLAMP
- ROHRSCHELLE
- COLLIER DE FIXATION
- ABRAZADERA

**MATERIAL:** AISI 316 - 1.4401  
**NOTE:** dado saldato con puntatura elettrica  
 spot welded nut

CODE	DN inch	DN mm	Øi mm	M	V mm	B mm	S mm	L mm	g	Box	€
156308316	3/8"	15 - 18	15 - 18	M 8 / 10	M 6 x 16	20	2	54	56	50*	8,74
156102316	1/2"	22	20 - 24	M 8 / 10	M 6 x 16	20	2	62	62	50*	9,36
156304316	3/4"	28	26 - 30	M 8 / 10	M 6 x 16	20	2	66	64	50*	9,82
156100316	1"	35	32 - 36	M 8 / 10	M 6 x 20	20	2	72	70	50*	10,20
156114316	1 1/4"	42	36 - 42	M 8 / 10	M 6 x 20	20	2	80	83	50*	11,00
156112316	1 1/2"	-	47 - 50	M 8 / 10	M 6 x 20	20	2	87	89	50*	11,74
156054316	54 mm	54	51 - 55	M 8 / 10	M 6 x 20	20	2	94	94	50*	12,19
156200316	2"	-	60 - 64	M 8 / 10	M 6 x 20	20	2	102	102	50*	13,01
156070316	70 mm	-	67 - 73	M 8 / 10	M 6 x 20	20	2	118	110	20*	14,54
156212316	2 1/2"	76,1	75 - 80	M 8 / 10	M 6 x 20	20	2	125	117	20*	14,78
156300316	3"	88,9	87 - 92	M 8 / 10	M 6 x 20	20	2	141	132	20*	16,23
156312316	3 1/2"	-	99 - 105	M 8 / 10	M 6 x 20	20	2	155	143	20*	17,66
156108316	108 mm	108	106 - 112	M 8 / 10	M 6 x 20	20	2	162	152	20*	18,66
156400316	4"	-	114 - 119	M 8 / 10	M 6 x 25	20	2	171	161	20*	20,31
156125316	125 mm	-	124 - 131	M 8 / 10	M 6 x 25	20	2	179	179	10*	21,58
156160316	160 mm	-	159 - 163	M 8 / 10	M 6 x 25	20	2	211	201	10*	25,02
1560200316	200 mm	-	199 - 204	M 8 / 10	M 6 x 25	20	2	253	256	10*	26,90

[\*] unità minima di vendita / minimum selling quantity

A 50 51



### 156/316L

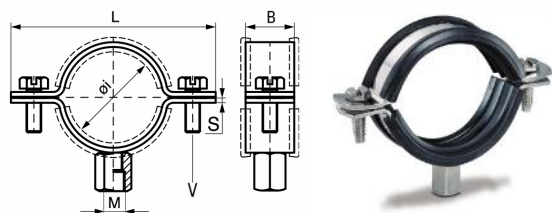
#### COLLARE FISSAGGIO TUBO - SERIE PESANTE

- CLAMP - HEAVY SERIES
- ROHRSCHELLE - SCHWERE SERIE
- COLLIER DE FIXATION - SÉRIE LOURDE
- ABRAZADERA - SERIE PESADA

**MATERIAL:** AISI 316L - 1.4404  
**NOTE:** dado saldato con puntatura elettrica  
 spot welded nut

CODE	DN inch	DN mm	Øi mm	M	V mm	B mm	S mm	L mm	g	Box	€
156500316	5"	139,7	139 - 144	M 10	M 6 x 25	20	2,5	179	210	10*	24,99
156600316	6"	168,3	164 - 169	M 10	M 6 x 25	20	2,5	203	240	10*	26,43

[\*] unità minima di vendita / minimum selling quantity



## 156/316 G



## COLLARE CON GOMMA

- CLAMP WITH RUBBER
- ROHRSCHELLE MIT GUMMIEINLAGE
- COLLIER DE FIXATION GARNITURE ISOPHONIQUE
- ABRAZADERA ISOFÓNICA

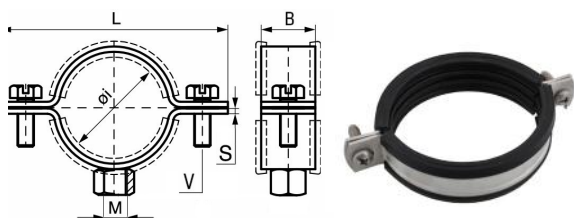
**MATERIAL:** AISI 316 - 1.4401

**VULCANIZED RUBBER:** EPDM (-20° C/+120° C)

**NOTE:** dado saldato con puntatura elettrica  
spot welded nut

CODE	DN inch	DN mm	Øi mm	M	V mm	B mm	S mm	L mm			€
156308316G	3/8"	15 - 18	15 - 18	M 8 / 10	M 6 x 16	20	2	65	71	50*	10,26
156102316G	1/2"	22	20 - 24	M 8 / 10	M 6 x 16	20	2	69	77	50*	10,83
156304316G	3/4"	28	26 - 30	M 8 / 10	M 6 x 16	20	2	74	83	50*	11,21
156100316G	1"	35	32 - 36	M 8 / 10	M 6 x 20	20	2	81	91	50*	12,06
156114316G	1"1/4	42	38 - 42	M 8 / 10	M 6 x 20	20	2	89	100	50*	12,96
156112316G	1"1/2	-	47 - 50	M 8 / 10	M 6 x 20	20	2	100	111	50*	13,97
156054316G	54 mm	54	51 - 55	M 8 / 10	M 6 x 20	20	2	102	120	50*	14,65
156200316G	2"	-	60 - 64	M 8 / 10	M 6 x 20	20	2	114	132	20*	16,06
156070316G	70 mm	-	67 - 73	M 8 / 10	M 6 x 20	20	2	124	147	10*	18,11
156212316G	2"1/2	76,1	75 - 80	M 8 / 10	M 6 x 20	20	2	130	154	10*	18,75
156300316G	3"	88,9	87 - 92	M 8 / 10	M 6 x 20	20	2	141	170	10*	22,00
156312316G	3"1/2	-	100 - 106	M 8 / 10	M 6 x 20	20	2	165	189	10*	22,60
156108316G	-	108	108	M 8 / 10	M 6 x 25	20	2	168	200	10*	22,67
156400316G	4"	-	114 - 119	M 8 / 10	M 6 x 25	20	2	180	210	10*	23,39
156125316G	125 mm	-	124 - 131	M 8 / 10	M 6 x 25	20	2	191	220	10*	24,79
156160316G	160 mm	-	159 - 165	M 8 / 10	M 6 x 25	20	2	217	261	10*	28,92

(\*) unità minima di vendita / minimum selling quantity



## 156/316L G



## COLLARE CON GOMMA - SERIE PESANTE

- CLAMP WITH RUBBER - HEAVY SERIES
- ROHRSCHELLE MIT GUMMIEINLAGE - SCHWERE SERIE
- COLLIER DE FIXATION GARNITURE ISOPHONIQUE - SÉRIE LOURDE
- ABRAZADERA ISOFÓNICA - SERIE PESADA

**MATERIAL:** AISI 316L - 1.4404

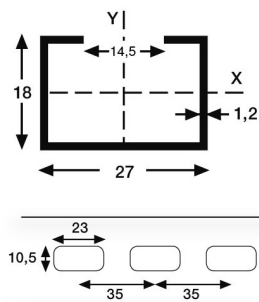
**VULCANIZED RUBBER:** EPDM (-20° C/+120° C)  
durezza/hardness 55 Shore

**NOTE:** dado saldato con puntatura elettrica  
spot welded nut

CODE	DN inch	DN mm	Øi mm	B mm	M	V mm	S mm	L mm			€
156500316G	5"	139,7	133 - 141	20	M 10	M 6 x 25	2,5	179	250	10*	28,05
156600316G	6"	168,3	159 - 168	25	M 10	M 8 x 35	2,5	233	470	10*	30,75

(\*) unità minima di vendita / minimum selling quantity

A 50 50



### 157-P1

#### PROFILO 2 M

- FIXING RAIL 2 M
- MONTAGESCHIENE 2 M
- RAIL 2 M
- GUÍA PERFORADA 2 M

**MATERIAL:** AISI 304 - 1.4301  
**DIMENSION:** 27 x 18 x 1,2

CODE	Section cm <sup>2</sup>	Jx cm <sup>4</sup>	Jy cm <sup>4</sup>	Wx cm <sup>3</sup>	Wy cm <sup>3</sup>	kg/m	Box	€
157027000	0,84	0,34	0,92	0,32	0,68	0,55	6 barre	176,06

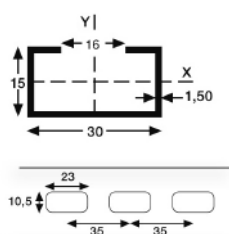
Asse di riferimento X-X

Il momento d'inerzia Jx-Jy ed i moduli di resistenza Wx-Wy sono calcolati in corrispondenza di una sezione omogenea (fori esclusi).  
F1 - F2 - F3 - Q = (daN) 1 daN ≈ 1 kgf Portate calcolate considerando una freccia limite = L/200.

Reference axis X-X

Moment of inertia Jx-Jy and strength modulus Wx-Wy are calculated in correspondence with homogeneous section (holes excluded).  
F1 - F2 - F3 - Q = (daN) 1 daN ≈ 1 kgf Loads calculation considering a limit deflection = L/200.

Diagram	157027000 27x18x1,2				
	L (mm)				
	500	1000	1500	2000	
F1	51	19	8	5	
F2	38	11	5	3	
F3	25	8	4	2	
Q	101	30	14	8	



### 157-P3

#### PROFILO 2 M

- FIXING RAIL 2 M
- MONTAGESCHIENE 2 M
- RAIL 2 M
- GUÍA PERFORADA 2 M

**MATERIAL:** AISI 304 - 1.4301  
**DIMENSION:** 30 x 15 x 1,5

A 50 50

CODE	Section cm <sup>2</sup>	Jx cm <sup>4</sup>	Jy cm <sup>4</sup>	Wx cm <sup>3</sup>	Wy cm <sup>3</sup>	kg/m	Box	€
157030000	0,98	0,30	1,26	0,33	0,84	0,70	6 barre	187,77

Asse di riferimento X-X

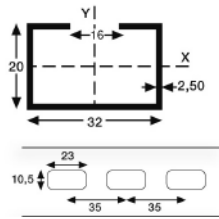
Il momento d'inerzia Jx-Jy ed i moduli di resistenza Wx-Wy sono calcolati in corrispondenza di una sezione omogenea (fori esclusi).  
F1 - F2 - F3 - Q = (daN) 1 daN ≈ 1 kgf Portate calcolate considerando una freccia limite = L/200.

Reference axis X-X

Moment of inertia Jx-Jy and strength modulus Wx-Wy are calculated in correspondence with homogeneous section (holes excluded).  
F1 - F2 - F3 - Q = (daN) 1 daN ≈ 1 kgf Loads calculation considering a limit deflection = L/200.

Diagram	157030000 30x15x1,5				
	L (mm)				
	500	1000	1500	2000	
F1	49	15	7	4	
F2	39	9	4	2	
F3	25	6	3	2	
Q	98	25	11	6	



**157-P4****A 50 50****PROFILO 2 M**

- FIXING RAIL 2 M
- MONTAGESCHIENE 2 M
- RAIL 2 M
- GUÍA PERFORADA 2 M

**MATERIAL:** AISI 304 - 1.4301**DIMENSION:** 32 x 20 x 2,5

CODE	Section cm <sup>2</sup>	Jx cm <sup>4</sup>	Jy cm <sup>4</sup>	Wx cm <sup>3</sup>	Wy cm <sup>3</sup>	kg/m	Barre	€
<b>157032000</b>	1,87	0,94	2,70	0,80	1,68	1,30	6 barre	<b>291,55</b>

Asse di riferimento X-X

Il momento d'inerzia Jx-Jy ed i moduli di resistenza Wx-Wy sono calcolati in corrispondenza di una sezione omogenea (fori esclusi).

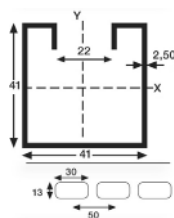
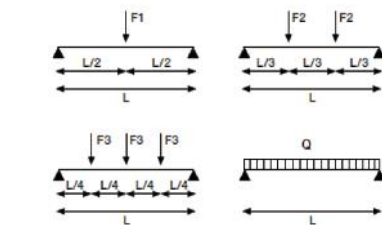
F1 - F2 - F3 - Q = [daN] 1 daN ≈ 1 kgf Portate calcolate considerando una freccia limite = L/200.

Reference axis X-X

Moment of inertia Jx-Jy and strength modulus Wx-Wy are calculated in correspondence with homogeneous section (holes excluded).

F1 - F2 - F3 - Q = [daN] 1 daN ≈ 1 kgf Loads calculation considering a limit deflection = L/200.

	157032000 32x20x2,5	L (mm)			
		500	1000	1500	2000
F1	117	48	21	12	
F2	88	28	13	7	
F3	59	20	9	5	
Q	235	77	34	19	

**157-P6****A 50 50****PROFILO 3 M**

- FIXING RAIL 3 M
- MONTAGESCHIENE 3 M
- RAIL 3 M
- GUÍA PERFORADA 3 M

**MATERIAL:** AISI 304 - 1.4301**DIMENSION:** 41 x 41 x 2,5

CODE	Section cm <sup>2</sup>	Jx cm <sup>4</sup>	Jy cm <sup>4</sup>	Wx cm <sup>3</sup>	Wy cm <sup>3</sup>	kg/m	Barre	€
<b>157041000</b>	3,25	6,28	9,18	2,99	4,48	2,6	5 barre	<b>475,25</b>

Asse di riferimento X-X

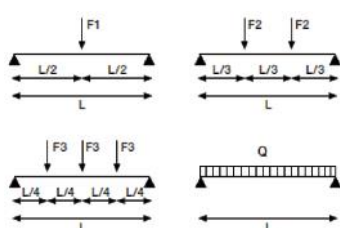
Il momento d'inerzia Jx-Jy ed i moduli di resistenza Wx-Wy sono calcolati in corrispondenza di una sezione omogenea (fori esclusi).

F1 - F2 - F3 - Q = [daN] 1 daN ≈ 1 kgf Portate calcolate considerando una freccia limite = L/200.

Reference axis X-X

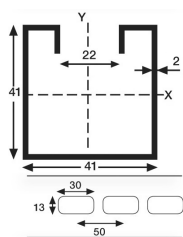
Moment of inertia Jx-Jy and strength modulus Wx-Wy are calculated in correspondence with homogeneous section (holes excluded).

F1 - F2 - F3 - Q = [daN] 1 daN ≈ 1 kgf Loads calculation considering a limit deflection = L/200.



	157041000 41x41x2,5	L (mm)				
		500	1000	1500	2000	3000
F1	433	216	138	78	35	
F2	325	162	81	46	20	
F3	216	108	58	33	15	
Q	866	433	221	124	55	

A 50 50



## 157-P6 L

### PROFILO 3 M

- FIXING RAIL 3 M
- MONTAGESCHIENE 3 M
- RAIL 3 M
- GUÍA PERFORADA 3 M

**MATERIAL:** AISI 304 - 1.4301

**DIMENSION:** 41 x 41 x 2

CODE	Section cm <sup>2</sup>	Jx cm <sup>4</sup>	Jy cm <sup>4</sup>	Wx cm <sup>3</sup>	Wy cm <sup>3</sup>	kg/m	Box	€
157041001	2,63	5,26	7,60	2,50	3,71	2,06	5 barre	413,51

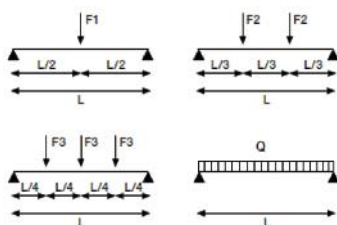
Asse di riferimento X-X

Il momento d'inerzia Jx-Jy ed i moduli di resistenza Wx-Wy sono calcolati in corrispondenza di una sezione omogenea (fori esclusi).  
F1 - F2 - F3 - Q = (daN) 1 daN ≈ 1 kgf Portate calcolate considerando una freccia limite = L/200.

Reference axis X-X

Moment of inertia Jx-Jy and strength modulus Wx-Wy are calculated in correspondence with homogeneous section (holes excluded).  
F1 - F2 - F3 - Q = (daN) 1 daN ≈ 1 kgf Loads calculation considering a limit deflection = L/200.

157041001 41x41x2	L (mm)				
	500	1000	1500	2000	3000
F1	362	181	116	65	29
F2	271	136	68	38	17
F3	181	90	49	27	12
Q	724	362	185	104	46



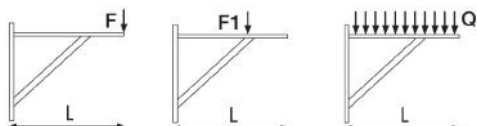
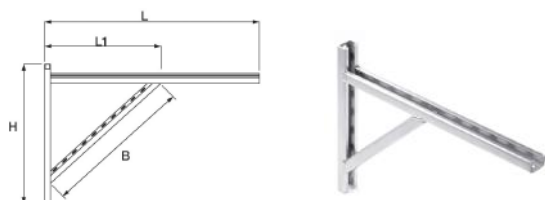
A 50 50

## 230 I

### MENSOLA SALDATA A SQUADRA IN PROFILATO

- TRIANGULAR BRACKET
- UNTERSTÜTZUNG FERTIGKONSOLE
- CONSOLE AVEC RENFORCE
- SOPORTE 90° SALDADO

**MATERIAL:** AISI 304 - 1.4301



### Fixing rail: 32x20x2,5

CODE	L mm	L1 mm	B mm	H mm	F daN	F1 daN	Q daN	kg	Box	Stack	€
230370304	370	200	250	275	60	600	250	1100	2	240	140,17
230545304	545	290	380	380	40	600	160	1500	2	165	191,14

**MATERIALE STAFFE:** acciaio inossidabile AISI 304 - 1.4301.

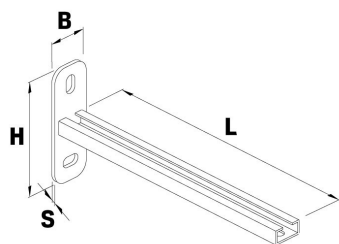
Raccorderie Metalliche garantisce le portate di carico fatto salvo il corretto ancoraggio alla parete. 1 daN ≈ 1 Kgf

**BRACKET MATERIAL:** stainless steel AISI 304 - 1.4301.

Raccorderie Metalliche guarantees the load only in the case of a correct wall anchorage. 1 daN ≈ 1 kgf



A 50 50

**231/32 I****MENSOLA SALDATA A PARETE  
32X20X2**

- WALL BRACKET
- FERTIGKONSOLE
- CONSOLE
- SOPORTE

**MATERIAL:** AISI 304 - 1.4301

CODE	L mm	H mm	B mm	S mm	F daN	F1 daN	Q daN			€
<b>231280304</b>	280	120	40	4	33	67	67	436	20	<b>66,78</b>

Versione con tappo di testa montato.

Raccorderie Metalliche garantisce le portate di carico fatto salvo il corretto ancoraggio alla parete.

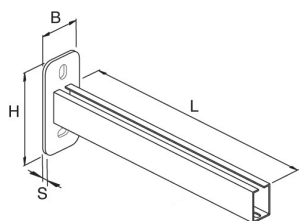
1 daN ≈ 1 Kgf

Version with mounted head cap.

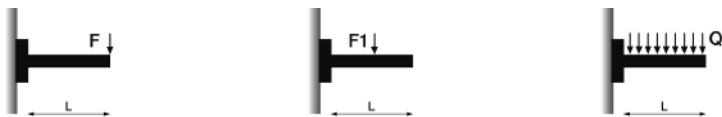
Raccorderie Metalliche guarantees the load only in the case of a correct wall anchorage.

1 daN ≈ 1 kgf

A 50 50

**231/40 I****MENSOLA SALDATA A PARETE  
40X60X2**

- WALL BRACKET
- FERTIGKONSOLE
- CONSOLE
- SOPORTE

**MATERIAL:** AISI 304 - 1.4301

CODE	L mm	H mm	B mm	S mm	F daN	F1 daN	Q daN			€
<b>231600304</b>	600	180	80	6	75	150	150	2230	1	<b>267,08</b>

Versione con tappo di testa montato.

Raccorderie Metalliche garantisce le portate di carico fatto salvo il corretto ancoraggio alla parete.

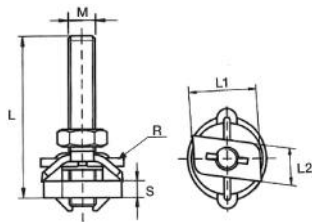
1 daN ≈ 1 Kgf

Version with mounted head cap.

Raccorderie Metalliche guarantees the load only in the case of a correct wall anchorage.

1 daN ≈ 1 kgf

A 50 50






## 214 TM/Clip INOX

### BULLONE TESTA MARTELLO CON CLIP, DADO E RONDELLA

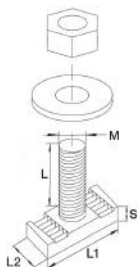
- HAMMER HEAD BOLT WITH CLIP, NUT AND WASHER
- T-BOLZEN MIT CLIP, GEGENMUTTER UND UNTERLEGSCHIBE VERZINKT
- BOLON POUR PROFILE AVEC CLIP
- TORNILLO GUÍA CON TUERCA Y ARANDELA

MATERIAL: AISI 316 - 1.4401

For fixing rails: 27/18 - 30/15 - 32/20

CODE	M	L mm	L1 mm	L2 mm	S mm	R mm				€
214008040I	M 8	40	23	13,5	5	∅ 25 thk 2,5	34	10*	100	11,34
214010040I	M 10	40	23	13,5	5	∅ 25 thk 2,5	48	10*	100	15,02

(\*) unità minima di vendita / minimum selling quantity



## 214 TMP INOX




A 50 50

### BULLONE TESTA MARTELLO PER PROFILO

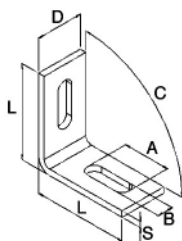
- HAMMER HEAD BOLT FOR FIXING RAIL
- T-BOLZEN FÜR PROFIL
- BOLON POUR PROFILE
- TORNILLO GUÍA

MATERIAL: AISI 304 - 1.4301

For fixing rails: 41/41



CODE	Description	M	L mm	L1 mm	L2 mm	S mm				€
214008041I	con dado, rondella ∅ 10,5-40 sp. 3	M 8	30	34	21	5	62	20*	100	9,37
214010041I	with nut, washer ∅ 10,5-40 thk 3	M 10	30	34	21	5	78	10*	100	9,60

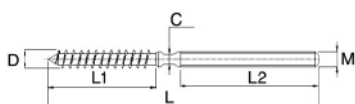
(\*) unità minima di vendita / minimum selling quantity

**158/212****A 50 50****ANGOLARE PER PROFILO**

- CONNECTION PLATE
- MONTAGE-WINKEL
- EQUERRE
- ESCUADRA DE MONTAJE



**MATERIAL:** AISI 304 - 1.4301**For fixing rails: 27/18**

CODE	L mm	S mm	A mm	B mm	degrees	D mm	 g		€
158212045	50	5	25	10	135°	25	78	100	15,92
158212090	54	5	25	10	90°	25	78	100	15,92

**158/216****A 50 50****VITE FERROLEGNO**

- BOLT-WOOD SCREW
- HOLZSCHRAUBE
- VIS DOUBLE FILET
- TORNILLO DOBLE ROSCA




**MATERIAL:** AISI 304 - 1.4301

CODE	M	L mm	L1 mm	L2 mm	C mm	D mm	 g		€
158216008	M 8	100	63	23	5	8	27	100	2,49
158216010	M 10	120	60	45	7	10	54	100	3,70

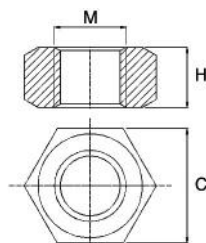
**158/219****A 50 50****TRONCHETTO FILETTATO**

- THREADED ROD
- GEWINDESTANGE
- TIGE FILETÉE
- ESPÁRRAGO SEPARADOR

**MATERIAL:** AISI 304 - 1.4301



CODE	M	L mm				€
158219008	M 8	30	10	100*	500	7,15
158219010	M 10	30	14	100*	400	9,49

(\*) unità minima di vendita / minimum selling quantity

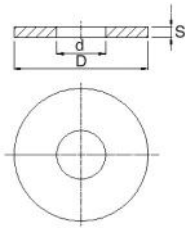
**158/215****A 50 50****DADO ESAGONALE MEDIO**

- BACK NUT
- 6-KANT GEGENMUTTER
- ÉCROU HEXAGONAL
- TUERCA HEXAGONAL

**MATERIAL:** AISI 304 - 1.4301

CODE	M	C mm	H mm	 g		€
158215008	M 8	13	6,5	4	100	0,81
158215010	M 10	17	8	10	100	0,97

A 50 50



### 158/218

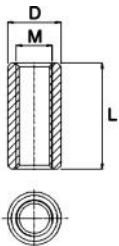
#### RONDELLA PIANA

- WASHER
- UNTERLEGSCHIBE
- RONDELLE
- ARANDELA PLANA

**NORM:** DIN 9021

**MATERIAL:** AISI 304 - 1.4301

CODE	M	D mm	d mm	S mm			€
158218008	M 8	24	8,4	2	4	100	4,41
158218010	M 10	30	10,5	2,5	12	100	7,72



### 158/220

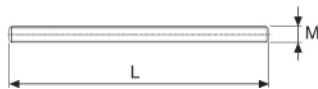
#### MANICOTTO DI CONGIUNZIONE

- STUD CONNECTOR
- EINSCHLAGANKER
- RACCORD DE JONCTION FF
- MANGUITO SEPARADOR

**MATERIAL:** AISI 304 - 1.4301

A 50 50

CODE	M	D mm	L mm			€
158220008	M 8	11	30	12	100	5,74
158220010	M 10	13	30	15	100	5,93



### 158/264

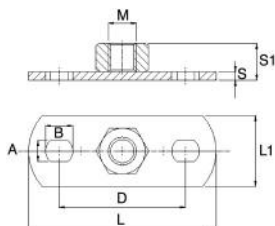
#### BARRA FILETTATA

- THREADED ROD
- GEWINDESTANGE
- TIGE FILETÉE
- VARILLA ROSCADA

**MATERIAL:** AISI 304 - 1.4301

A 50 50

CODE	M	L mm			€
158264008	M 8	1000	312	50	26,24
158264010	M 10	1000	494	25	41,27



### 158/263

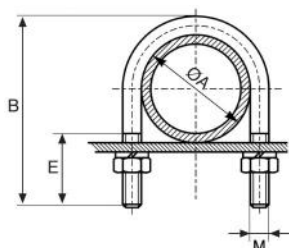
#### FLANGIA A MURO

- FIXING FLANGE
- WANDFLANSCH
- BASE (POINT FIXE) DE FIXATION
- PLETINA FIJACIÓN

**MATERIAL:** AISI 304 - 1.4301

A 50 50

CODE	M	L mm	L1 mm	S mm	S1 mm	D mm	A x B mm			€
158263008	M 8	70	20	2	8,5	53	6,5 x 8,5	26	100	6,99
158263010	M 10	70	20	2	10	53	6,5 x 8,5	30	100	8,15



159

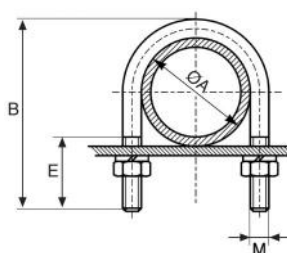
A 50 50

## CAVALLOTTO PER FISSAGGIO TUBI

- U-BOLT CLAMP
- RUNDSTAHLBÜGEL
- ÉTRIER AVEC ECROUS
- ABARCON

**MATERIAL:** AISI 304 - 1.4301  
**NOTE:** dado/back nut DIN 934  
 rondella/washer "grover"

CODE	DN inch	M	A mm	B mm	E mm			€
159308304	3/8"	M 6	18	50	35	25	100	4,14
159102304	1/2"	M 6	22	53	35	27	100	4,34
159304304	3/4"	M 6	28	59	35	31	100	4,77
159100304	1"	M 6	34	65	35	34	100	5,03
159114304	1 1/4"	M 6	43	74	35	39	100	5,22
159112304	1 1/2"	M 8	49	85	40	80	100	6,14
159200304	2"	M 8	61	99	40	94	50	10,26
159212304	2 1/2"	M 8	77	113	40	109	50	12,00
159300304	3"	M 8	90	126	40	122	50	13,37
159400304	4"	M 10	115	155	40	235	25	20,18
159500304	5"	M 10	144	184	40	281	25	25,57
159600304	6"	M 10	170	210	40	323	25	29,22
159800304	8"	M 10	221	259	40	401	25	35,66
1591000304	10"	M 10	275	313	40	487	25	41,13



159/M

A 50 50

## CAVALLOTTO PER FISSAGGIO TUBI

- U-BOLT CLAMP
- RUNDSTAHLBÜGEL
- ÉTRIER AVEC ECROUS
- ABARCON

**MATERIAL:** AISI 304 - 1.4301  
**NOTE:** dado/back nut DIN 934  
 rondella/washer "grover"

CODE	D mm	M	A mm	B mm	E mm			€
1590038304	38	M 6	39	70	35	37	100	6,12
1590054304	54	M 8	55	97	40	91	50	10,68
1590065304	65	M 8	66	99	40	95	50	11,71
1590070304	70	M 8	71	102	40	98	50	12,05
1590084304	84	M 8	85	117	40	113	50	14,33
1590104304	104	M 10	105	149	40	224	25	23,66
1590129304	129	M 10	130	170	40	259	25	28,14
1590154304	154	M 10	155	194	40	297	25	31,64
1590204304	204	M 10	206	244	40	377	25	37,79
1590254304	254	M 10	256	294	40	456	25	45,17
1590304304	304	M 10	306	344	50	536	25	51,79
1590354304	354	M 10	356	407	50	627	25	62,10

